



BUDGET
FOR THE
FISCAL YEAR
2021

DAVID R. KREBS
County Judge

NINA G. TREVINO ALMA V. MORENO
GARY W. MOORE, SR. HOWARD J. GILLESPIE
County Commissioners

Statement of Tax Increase

This budget will raise more revenue from property taxes than last year's budget by an amount of \$4,442,477, which is a 10.98 percent increase from last year's budget. The property tax revenue to be raised from new property added to the tax roll this year is \$6,917,269.

Record Vote:

Members Voting For: Krebs, Trevino, Moore, Moreno, Gillespie

Members Voting Against:

San Patricio County Property Tax Rates	TAX RATES BUDGET	TAX RATES BUDGET
	2020	2021
<u>Operating Funds</u>		
Road & Bridge Special	\$ 0.078676	\$ 0.078676
General	<u>0.381296</u>	<u>0.376992</u>
Maintenance & Operations Rate	<u>0.459972</u>	<u>0.455668</u>
<u>Debt Service Funds</u>		
Certificates of Obligation, Series 2016	0.007805	0.006735
Certificates of Obligation, Series 2017	0.008014	0.006921
Certificates of Obligation, Series 2019	0.007567	0.006586
GO Refunding Bonds, 2015	0.013709	0.011872
State Infrastructure Bank Loan	<u>0.008533</u>	<u>0.007375</u>
Total Permanent Improvement Debt Service Funds	<u>0.045628</u>	<u>0.039489</u>
Total Debt Rate	<u>0.045628</u>	<u>0.039489</u>
Total County Property Tax Rate	\$ <u>0.505600</u>	\$ <u>0.495157</u>
No-new-revenue Tax Rate	\$ 0.470577	\$ 0.533230
No-new-revenue Maintenance and Operations Tax Rate	0.425932	0.486186
Debt Tax Rate	0.045628	0.039489
Voter-approval Tax Rate	0.505633	0.564569
Debt Obligation	\$ 51,077,426	\$ 49,154,526

San Patricio County, Texas
Proposed Increase to
Compensation, Expenses, and Allowance for Elected Officials

Office	Proposed Annual Salary 2021	Actual Annual Salary 2020	Proposed Increase	Annual Cellphone Allowance 2021	Annual Cellphone Allowance 2020	Annual Cellphone Allowance Increase
County Judge	84,916	84,916	-	1,200	1,200	-
County Judge - State Salary Supplement (1) (2)	25,200	25,200	-	-	-	-
County Judge - Juvenile Board Supplement (2)	6,900	6,900	-	-	-	-
County Commissioner Pct. #1	69,704	69,704	-	1,200	1,200	-
County Commissioner Pct. #2	69,704	69,704	-	1,200	1,200	-
County Commissioner Pct. #3	69,704	69,704	-	1,200	1,200	-
County Commissioner Pct. #4	69,704	69,704	-	1,200	1,200	-
County Court-at-Law Judge	68,083	68,083	-	780	780	-
County Court-at-Law Judge - State Salary Supplement (1) (2)	98,000	98,000	-	-	-	-
County Court-at-Law Judge - Juvenile Board Supplement (2)	6,900	6,900	-	-	-	-
County Clerk	69,704	69,704	-	780	780	-
District Clerk	69,704	69,704	-	780	780	-
County Attorney	82,042	82,042	-	780	780	-
County Attorney - State Salary Supplement (2)	71,958	57,958	14,000	-	-	-
County Treasurer	69,704	69,704	-	780	780	-
Tax Assessor-Collector	69,704	69,704	-	780	780	-
Sheriff	85,574	85,574	-	1,200	1,200	-
Justice of the Peace #1	60,940	60,940	-	780	780	-
Justice of the Peace #2	59,202	59,202	-	780	780	-
Justice of the Peace #4	59,202	59,202	-	780	780	-
Justice of the Peace #5	59,202	59,202	-	780	780	-
Justice of the Peace #6	59,202	59,202	-	780	780	-
Justice of the Peace #8	59,202	59,202	-	780	780	-
Constable #1	44,081	44,081	-	780	780	-
Constable #2	43,669	43,669	-	780	780	-
Constable #4	43,669	43,669	-	780	780	-
Constable #5	43,669	43,669	-	780	780	-
Constable #6	43,669	43,669	-	780	780	-
Constable #8	43,669	43,669	-	780	780	-
District Judge - Juvenile Board Supplement (2)	6,900	6,900	-	-	-	-
District Judge - Juvenile Board Supplement (2)	6,900	6,900	-	-	-	-
District Judge - Juvenile Board Supplement (2)	6,900	6,900	-	-	-	-
District Attorney State Supplement (2)	-	-	-	-	-	-
District Attorney Supplement (2)	6,900	6,900	-	780	780	-

In addition to the salary and cellphone allowance listed above, the officials are to receive monthly longevity pay and reimbursement for travel expenses. Officials receive longevity pay in the amount of \$3.00 per month for each year of service with a maximum credit of 20 years. Officials receive reimbursement for mileage at the federal standard mileage rate and receive reimbursement for other travel expenses such as meals at the federal per diem rate and lodging as established by Commissioners Court policy.

A copy of the proposed budget has been filed with the County Clerk's office and is available on the County's website for review by the public.

(1) A portion of this supplement is to be paid from state funds. Any amount received from the State, which could be more or less than the salary supplement, is to be paid from fees and costs collected and remitted to the State, then distributed to the County.

(2) Supplements subject to legislative change and statutory requirements. Supplements do not qualify for longevity pay.


ORDER ADOPTING ELECTED OFFICIALS' SALARIES, COMPENSATION

AND ALLOWANCES FOR FISCAL YEAR 2021


On this, the 31st day of August, 2020, at a regularly scheduled meeting of the San Patricio County Commissioners Court, came to be considered the Elected Officials' Salaries, Compensation, and Allowances for the period beginning January 1, 2021, and ending December 31, 2021, and it appearing that public notice has been given in accordance with law, and notice has been given to each official and the opportunity for grievance in accordance with law, it is ordered by the Court that the said Salaries, Compensation, and Allowances be, and it is hereby, approved and adopted as presented in the attachment. It is further ordered by the Court that any pending legislation affecting such Salaries, Compensation, and Allowances be incorporated.




David R. Krebs, County Judge



Nina G. Trevino, County Commissioner, Pct #1



Gary W. Moore, Sr., County Commissioner, Pct #2




Alma V. Moreno, County Commissioner, Pct #3



Howard J. Gillespie, County Commissioner, Pct #4

ORDER ADOPTING BUDGET FOR FISCAL YEAR 2021


On this, the 31st day of August, 2020, at a regularly scheduled meeting of the San Patricio County Commissioners Court, came to be considered the Budget for estimated revenues and proposed County expenditures for the period beginning January 1, 2021, and ending December 31, 2021, and it appearing to the Court that said Budget is in accordance with law, and has been duly prepared by the County Judge, assisted by the County Auditor, on a modified accrual basis consistent with generally accepted accounting principles, and duly filed for inspection; that notice has been given in accordance with law for public hearing on the adoption of said Budget; and the said Budget having been duly considered by the Court inclusive of modifications agreed to in court August 31, 2020, on motion made, seconded, and carried by a majority of the Commissioners Court, it is ordered by the Court that the said Budget be, and it is hereby, approved and adopted. It is further ordered by the Court that the legal level of control for each legally adopted annual operating budget is the fund, and that amounts shown for individual items included in such totals be considered supplementary information.




David R. Krebs, County Judge




Nina G. Trevino, County Commissioner, Pct #1



Gary W. Moore, Sr., County Commissioner, Pct #2



Alma V. Moreno, County Commissioner, Pct #3



Howard J. Gillespie, County Commissioner, Pct #4

ORDER ADOPTING 2020 PROPERTY TAX RATE FOR FISCAL YEAR 2021

On this, the 31st day of August, 2020, at a regularly scheduled meeting of the San Patricio County Commissioners Court, came to be considered the adoption of an Ad Valorem Tax Rate for the fiscal year beginning January 1, 2021, and ending December 31, 2021, and it appearing to the Court that a Budget for said fiscal year has been adopted; that appropriate notice has been given in accordance with law for adoption of a tax rate, and the said Tax Rate having been duly considered by the Court in court August 31, 2020 on motion made, seconded, and carried by a majority of the Commissioners Court, it is hereby ordered that the Court levies a tax of \$0.495157 per each \$100 assessed valuation on all taxable property in the County, as more fully described below; that the San Patricio County Tax Assessor-Collector is hereby authorized to assess and collect the taxes as such:

MAINTENANCE AND OPERATIONS TAX RATE

General Fund Maintenance & Operations Tax Rate	\$ 0.376992	
Road and Bridge Special Maintenance & Operations Tax Rate	<u>0.078676</u>	
Total Maintenance & Operations Tax Rate		\$ 0.455668

DEBT SERVICE TAX RATE

Debt Service Tax Rate	\$ <u>0.039489</u>	
Total Debt Service Tax Rate		\$ 0.039489

Total Ad Valorem Tax Rate		\$ 0.495157
---------------------------	--	-------------

THIS TAX RATE WILL RAISE MORE TAXES FOR MAINTENANCE AND OPERATIONS THAN LAST YEAR'S TAX RATE.

Court Members voting For: Krebs, Trevino, Moore, Moreno, Gillespie

Court Members voting Against: _____



David R. Krebs, County Judge



Nina G. Trevino, County Commissioner, Pct #1



Gary W. Moore, Sr., County Commissioner, Pct #2



Alma V. Moreno, County Commissioner, Pct #3




Howard J. Gillespie, County Commissioner, Pct #4

ORDER RATIFYING PROPERTY TAX INCREASE FOR FISCAL YEAR 2021

On this, the 31st day of August, 2020, at a regularly scheduled meeting of the San Patricio County Commissioners Court, came to be considered the property tax increase reflected in the duly adopted budget for the fiscal year beginning January 1, 2021, and ending December 31, 2021. Having been duly considered by the Court on August 31, 2020; on motion made, seconded, and carried by a majority of the Commissioners Court, it is hereby ordered that the Court ratifies the property tax increase reflected in the budget.



David R. Krebs, County Judge



Nina G. Trevino, County Commissioner, Pct #1



Gary W. Moore, Sr., County Commissioner, Pct #2



Alma V. Moreno, County Commissioner, Pct #3



Howard J. Gillespie, County Commissioner, Pct #4

**San Patricio County, Texas
Budget 2021**

Computation of Estimated Current		Constable #6	51
Ad Valorem Tax Collections	1	Constable #8	52
Distribution of Estimated Tax Collections	2	County Sheriff	53
Tax Rate by Funds	3	Highway Patrol, PSAP Coordinator/E911	54
General Fund	5	Corrections	55
County Judge	9	Juvenile Detention Center	56
County Clerk	10	Adult/Juvenile Probation, Citizens	
Veteran's Service	11	Collection Stations	57
Emergency Management, Emergency Response	12	Health Department, Regional Health	
Printing Department	13	Awareness Board	58
Personnel Department	14	Environmental Health	59
Records Management	15	Animal Control, Mental Health	60
Personnel Safety	16	Indigent Health Care, Human Services,	
Information Services	17	Community Action Agency	61
ADA Coordinator, Non-Departmental	18	County Library	62
County Court	19	County Parks	63
County Court-at-Law Judge	20	County Fairgrounds	64
District Court	21	Agricultural Extension Service,	
District Clerk	22	Environmental Conservation	65
District Attorney	23	Economic Development, Debt Service, Operating	
Justice of the Peace #1	24	Transfer Out	66
Justice of the Peace #2	25	Special Revenue Funds	
Justice of the Peace #4	26	Road and Bridge Pct. #1	68
Justice of the Peace #5	27	Road and Bridge Pct. #2	72
Justice of the Peace #6	28	Road and Bridge Pct. #3	76
Justice of the Peace #8	29	Road and Bridge Pct. #4	80
Pre-Trial Services, Judiciary Support	30	Road and Bridge Improvements	84
County Attorney, Litigation	31	Indigent Health Care	86
Gov't Affairs/PIO	32	District Court Operating	88
Elections Administration	33	Intoxilizer Program	91
County Auditor	34	Women, Infants and Children Program	94
County Treasurer	35	Law Library	96
Tax Assessor-Collector	36	Courthouse Security Fund	98
Auto Registration, Central Appraisal District	37	Records Management Fund	100
Building & Yards - Admin	38	Court Technology Fee Fund	103
Courthouse	39	Court Reporter Service Fund	105
Plymouth Courthouse Annex	40	Coastal Bend COG Grant	107
Law Enforcement Center, Aransas		Communications System	109
Pass 225 W. Wheeler	41	San Patricio County Airport Fund	111
Aransas Pass 1212 W. Wheeler, Mathis Annex	42	Election Services	114
Portland Annex, Ingleside Health Clinic	43	County Attorney Pretrial Diversion	116
Harville Road Annex, Restitution Center,		Capital Projects	
Market St. Annex	44	Right of Way	119
Vineyard St. Annex, San Patricio County Annex	45		
East Market St. Annex, Odem Annex	46	Debt Service	
Fire and Ambulance Service, Constable #1	47	Statement of Indebtedness	122
Constable #2	48	Debt Service Requirements	124
Constable #4	49		

SAN PATRICIO COUNTY, TEXAS
COMPUTATION OF ESTIMATED CURRENT AD VALOREM TAX COLLECTIONS
BUDGET 2021

	FOR COUNTY M&O PURPOSES	FOR COUNTY I&S PURPOSES	FOR R&B SPECIAL PURPOSES
GROSS ASSESSED VALUATION - 2019 ROLL ACTUAL	\$ 16,579,531,896	\$ 16,579,531,896	\$ 16,579,594,136
EXEMPTIONS: ABATEMENTS	6,998,576,807	6,575,155,553	6,575,155,553
HOMESTEAD	67,509,383	67,509,383	61,992,628
DISABLED VETERANS	59,822,752	59,822,752	47,876,553
OVER 65 LOCAL	296,794,761	296,794,761	314,360,790
POLLUTION CONTROL	674,321,170	674,321,170	674,321,170
OTHER EXEMPTIONS	583,833,633	583,833,633	583,833,633
ESTIMATED LOSS PROTESTED VALUES	<u>44,438</u>	<u>44,438</u>	<u>44,438</u>
TOTAL EXEMPTIONS - 2019	<u>8,680,902,944</u>	<u>8,257,481,690</u>	<u>8,257,584,765</u>
NET TAXABLE VALUATION - 2019 ROLL	<u>\$ 7,898,628,952</u>	<u>\$ 8,322,050,206</u>	<u>\$ 8,322,009,371</u>
GROSS ASSESSED VALUATION - 2020 ROLL ESTIMATED	\$ 19,383,068,087	\$ 19,383,068,087	\$ 19,383,128,408
EXEMPTIONS: ABATEMENTS	8,349,199,076	7,712,787,773	7,712,787,773
HOMESTEAD	66,615,853	66,615,853	62,150,448
DISABLED VETERANS	65,501,941	65,501,941	52,714,883
OVER 65 LOCAL	293,404,435	293,404,435	310,693,087
POLLUTION CONTROL	941,519,700	941,519,700	941,519,700
OTHER EXEMPTIONS	674,210,614	674,210,614	674,210,614
ESTIMATED LOSS PROTESTED VALUES	<u>75,907,642</u>	<u>75,907,642</u>	<u>75,907,007</u>
TOTAL EXEMPTIONS - 2020	<u>10,466,359,261</u>	<u>9,829,947,958</u>	<u>9,829,983,512</u>
ESTIMATED TAXABLE VALUATION - 2020 ROLL	8,916,708,826	9,553,120,129	9,553,144,896
TAX RATE (PER \$100 VALUATION)	<u>0.376992</u>	<u>0.039489</u>	<u>0.078676</u>
TAX LEVY	33,615,279	3,772,432	7,516,032
LESS 3.75% (DELINQUENCIES AND CONTESTED APPRAISALS)	<u>(1,260,573)</u>	<u>(141,466)</u>	<u>(281,851)</u>
NET COLLECTIONS	<u>\$ 32,354,706</u>	<u>\$ 3,630,966</u>	<u>\$ 7,234,181</u>
1 CENT TAX LEVY EQUALS	<u>\$ 858,233</u>	<u>\$ 919,488</u>	<u>\$ 919,490</u>

**SAN PATRICIO COUNTY, TEXAS
DISTRIBUTION OF ESTIMATED TAX COLLECTIONS
BUDGET 2021**

FUND	TAX RATE	YIELD PER 1 CENT TAX LEVY	ESTIMATED CURRENT	COLLECTIONS DELINQUENT	TOTAL
GENERAL FUND	\$ 0.376992	\$ 858,233	\$ 32,354,698	\$ 525,000	\$ 32,879,698
ROAD & BRIDGE SPECIAL	<u>0.078676</u>	919,490	<u>7,234,180</u>	<u>85,000</u>	<u>7,319,180</u>
TOTAL OPERATING FUNDS	<u>0.455668</u>		<u>39,588,878</u>	<u>610,000</u>	<u>40,198,878</u>
<u>DEBT SERVICE FUNDS</u>					
CERTIFICATES OF OBLIGATION, SERIES 2016	0.006735	919,488	619,275	0	619,275
CERTIFICATES OF OBLIGATION, SERIES 2017	0.006921	919,488	636,378	0	636,378
CERTIFICATES OF OBLIGATION, SERIES 2019	0.006586	919,488	605,575	0	605,575
GO REFUNDING BONDS, 2015	0.011872	919,488	1,091,616	0	1,091,616
STATE INFRASTRUCTURE BANK LOAN	0.007375	919,488	678,122	0	678,122
DELINQUENT TAXES	<u>0.000000</u>		<u>0</u>	<u>50,000</u>	<u>50,000</u>
TOTAL DEBT SERVICE FUNDS	<u>0.039489</u>		<u>3,630,966</u>	<u>50,000</u>	<u>3,680,966</u>
TOTAL COUNTY TAX RATE	<u>\$ 0.495157</u>		<u>\$ 43,219,844</u>	<u>\$ 660,000</u>	<u>\$ 43,879,844</u>

**SAN PATRICIO COUNTY, TEXAS
TAX RATE BY FUNDS
BUDGET 2021**

	TAX RATE BUDGET 2018	TAX RATE BUDGET 2019	TAX RATE BUDGET 2020	TAX RATE BUDGET 2021
OPERATING FUNDS				
Road & Bridge Special	\$ 0.047803	\$ 0.047803	\$ 0.078676	\$ 0.078676
General	0.428129	0.419478	0.381296	0.376992
TOTAL OPERATING FUNDS	<u>0.475932</u>	<u>0.467281</u>	<u>0.459972</u>	<u>0.455668</u>
DEBT SERVICE FUNDS				
PERMANENT IMPROVEMENT BONDS				
Qualified Energy Conservation Bonds, 2016	0.003409	0.003004	0.000000	0.000000
Certificates of Obligation, Series 2016	0.009783	0.009450	0.007805	0.006735
Certificates of Obligation, Series 2017	0.010042	0.009697	0.008014	0.006921
Certificates of Obligation, Series 2019	0.000000	0.000000	0.007567	0.006586
GO Refunding Bonds, 2015	0.017158	0.016570	0.013709	0.011872
State Infrastructure Bank Loan	<u>0.000000</u>	<u>0.010322</u>	<u>0.008533</u>	<u>0.007375</u>
TOTAL PERMANENT IMPROVEMENT BONDS	<u>0.040392</u>	<u>0.049043</u>	<u>0.045628</u>	<u>0.039489</u>
TOTAL DEBT SERVICE FUNDS	<u>0.040392</u>	<u>0.049043</u>	<u>0.045628</u>	<u>0.039489</u>
TOTAL COUNTY-WIDE TAX RATE	<u>\$ 0.516324</u>	<u>\$ 0.516324</u>	<u>\$ 0.505600</u>	<u>\$ 0.495157</u>

GENERAL FUND

The General Fund is a constitutional fund and is utilized to account for all County revenues and expenditures except those which are required by law to be classed in other constitutional funds and such other funds that are presented separately to facilitate proper accountability.

**SAN PATRICIO COUNTY, TEXAS
GENERAL FUND
BUDGET 2021**

	2019 <u>ACTUAL</u>	2020 <u>ESTIMATE</u>	2021 <u>BUDGET</u>
Beginning Balance	\$ <u>16,577,207</u>	\$ 18,089,977	\$ <u>16,431,043</u>
Revenues	37,646,597	38,526,708	40,547,843
Transfers In	<u>0</u>	<u>0</u>	<u>0</u>
Total Revenues and Transfers In	<u>37,646,597</u>	<u>38,526,708</u>	<u>40,547,843</u>
Available Resources	<u>54,223,805</u>	<u>56,616,685</u>	<u>56,978,886</u>
Expenditures	30,637,243	35,126,718	34,822,676
Transfers Out	<u>5,496,585</u>	<u>5,058,924</u>	<u>7,549,142</u>
Total Expenditures and Transfer Out	<u>36,133,828</u>	<u>40,185,642</u>	<u>42,371,818</u>
Ending Balance	\$ <u><u>18,089,977</u></u>	\$ <u><u>16,431,043</u></u>	\$ <u><u>14,607,068</u></u>

**SAN PATRICIO COUNTY, TEXAS
GENERAL FUND
BUDGET 2021**

		2019	2020	2021
		<u>ACTUAL</u>	<u>ESTIMATE</u>	<u>BUDGET</u>
010	Revenues			
310-110	Ad Valorem - Current	\$ 27,471,523	\$ 29,883,760	\$ 32,354,698
310-120	Ad Valorem - Delinquent	432,825	449,342	525,000
	General Property Taxes	<u>27,904,348</u>	<u>30,333,102</u>	<u>32,879,698</u>
320-200	Building Permits	530,957	218,696	200,000
320-202	Septic Tank & Health Permits	104,406	78,821	78,000
320-203	Fire Marshal Inspection Fees	<u>6,545</u>	<u>1,580</u>	<u>1,400</u>
	Non-Bush Licenses/Permits	<u>641,908</u>	<u>299,097</u>	<u>279,400</u>
330-100	FEMA-EMPG	0	24,714	24,000
330-101	County Judge Supplement	25,833	20,200	20,200
330-150	Indigent Defense Grant	52,880	28,926	55,000
330-151	Judicial Fee	84,000	84,000	84,000
330-200	County Attorney Supplement	70,000	70,000	77,000
330-201	Asst Prosecutor Longevity	17,430	19,760	20,000
330-202	Juror Expense Reimbursement	28,356	17,952	20,000
330-401	DEM-Operation Border Star	44,280	176,619	0
330-403	FEMA-Hurricane Harvey	9,741	0	0
330-406	Coronavirus Relief	0	97,702	0
330-411	SAVNS	0	18,619	18,619
330-413	State D.A. Supplement	2,868	0	0
330-450	Qualified Bond Credit Payments	0		38,676
330-452	GOMESA	298,700	0	0
330-551	Tobacco Settlement Distribution	30,546	29,982	30,000
330-701	Franchise/Bingo Taxes	1,466	1,259	0
330-703	Beer, Wine and Liquor	490	993	600
330-705	Mixed Drink License	81,843	86,393	84,000
330-801	Law Enforcement Contribs	163,372	107,005	100,000
330-802	Indirect Cost Reims	109,099	88,617	40,000
330-805	Local Government Contributions	41,500	8,000	8,000
330-807	Election Fees	<u>130</u>	<u>308</u>	<u>0</u>
	Intergovernmental Revenue	<u>1,062,533</u>	<u>881,049</u>	<u>620,095</u>

**SAN PATRICIO COUNTY, TEXAS
GENERAL FUND
BUDGET 2021**

	2019	2020	2021
	<u>ACTUAL</u>	<u>ESTIMATE</u>	<u>BUDGET</u>
340-100 County Judge	\$ 5,403	\$ 2,767	\$ 4,000
340-102 County Sheriff	126,325	99,771	113,000
340-104 County Attorney	10,095	7,289	8,600
340-106 County Clerk	414,323	358,896	386,600
340-108 Tax Assessor-Collector	941,503	767,563	770,000
340-110 District Attorney	49	39	50
340-112 District Clerk	156,771	130,512	143,000
340-121 Justice of the Peace #1	11,374	8,409	9,800
340-122 Justice of the Peace #2	4,664	3,625	4,100
340-124 Justice of the Peace #4	16,627	14,998	15,800
340-125 Justice of the Peace #5	14,046	8,028	11,000
340-126 Justice of the Peace #6	14,682	11,200	12,900
340-128 Justice of the Peace #8	5,820	3,742	4,700
340-131 Constable #1	7,435	7,731	7,500
340-132 Constable #2	1,780	1,610	1,600
340-134 Constable #4	19,000	16,628	17,800
340-135 Constable #5	3,950	4,378	4,100
340-136 Constable #6	25,147	13,903	19,500
340-138 Constable #8	5,540	1,258	3,400
340-151 County Appointed Attorney	812	0	0
340-152 District Appointed Atty	40,946	37,811	39,300
	<u>1,826,293</u>	<u>1,500,158</u>	<u>1,576,750</u>
Fees of Office			
340-301 Court Cost Service Fees	134,428	123,017	128,700
340-302 Truancy Court Cost	100	0	0
340-303 Child Safety Court Cost	1,558	1,382	1,400
340-403 Administrative Fee	0	275	300
340-305 Traffic Court Cost	25,472	15,812	20,600
340-306 Child Safety Fee Veh Reg	13,588	7,972	10,700
340-307 Time Payment Fee	0	5,756	5,700
340-309 Arrest/Video Fees	2,861	1,609	2,200
340-310 E-Filing Fee	13,052	0	0
340-311 Bail Bond Fees	7,147	3,758	5,400
340-314 BAT Offense	322	350	300
340-315 Probate Training Fees	795	810	800
340-316 Probate Guardianship Fee	3,180	3,240	3,200
340-323 Inmate Telephone	91,545	87,577	89,500
340-330 Pre Trial Bonding	11,693	1,510	1,500
340-332 Pre Trial Supervisory Fee	1,091	3,056	3,000
340-336 Pre Trial Interlock Fee	20	0	0
340-401 Detention Service Charges	280,319	102,600	100,000
340-601 Waste Disposal Fees	73,632	84,575	79,100
340-701 Health Service Fees	7,444	5,963	6,700
340-998 Miscellaneous Fees	10,436	4,967	7,700
	<u>678,682</u>	<u>454,229</u>	<u>466,800</u>
Other Fees			

**SAN PATRICIO COUNTY, TEXAS
GENERAL FUND
BUDGET 2021**

	2019 <u>ACTUAL</u>	2020 <u>ESTIMATE</u>	2021 <u>BUDGET</u>
350-101 Justice of the Peace #1	\$ 302,343	\$ 244,769	\$ 273,500
350-102 Justice of the Peace #2	215,468	184,545	200,000
350-104 Justice of the Peace #4	119,314	141,326	130,300
350-105 Justice of the Peace #5	366,235	380,752	373,400
350-106 Justice of the Peace #6	149,472	191,352	170,400
350-108 Justice of the Peace #8	67,709	59,964	63,800
350-201 Other Forfeitures	10,053	8,700	9,300
350-501 License & Weight	<u>1,824</u>	<u>1,942</u>	<u>1,900</u>
Fines & Forfeitures	<u>1,232,417</u>	<u>1,213,350</u>	<u>1,222,600</u>
360-101 Interest Earnings	<u>812,056</u>	<u>362,723</u>	<u>300,000</u>
Investment Earnings	<u>812,056</u>	<u>362,723</u>	<u>300,000</u>
365-105 Contributions-Owner Payments	<u>3,000,000</u>	<u>3,150,000</u>	<u>3,000,000</u>
Contributions-Owner Payments	<u>3,000,000</u>	<u>3,150,000</u>	<u>3,000,000</u>
370-100 Sale of Fixed Assets	35,062	0	10,000
370-101 Insurance Recovery-Assets	46,888	6,492	0
370-201 Rental Income	84,900	85,500	85,500
370-202 Fairgrounds Income	118,616	34,536	17,000
370-203 County Park Revenue	57,962	11,879	10,000
370-399 Private Source Contributions	3,416	750	1,000
370-401 Refunds, Sundry	<u>141,517</u>	<u>169,129</u>	<u>55,000</u>
Other Revenue	<u>488,360</u>	<u>308,286</u>	<u>178,500</u>
Total Revenues	\$ <u>37,646,597</u>	\$ <u>38,526,708</u>	\$ <u>40,547,843</u>

**SAN PATRICIO COUNTY, TEXAS
GENERAL FUND
BUDGET 2021**

	2019 <u>ACTUAL</u>	2020 <u>ESTIMATE</u>	2021 <u>BUDGET</u>
400 County Judge			
101 Elected Officials	\$ 110,117	\$ 110,116	\$ 110,116
110 Regular Employees	66,503	83,582	79,629
185 Phone Allowance	1,200	1,200	1,200
190 Longevity Pay	323	422	529
195 Overtime	1,262	1,582	250
210 Group Insurance	15,022	16,535	23,211
220 Social Security Taxes	14,271	15,589	14,666
230 Retirement Contributions	20,869	25,261	21,991
250 Unemployment Insurance	116	126	281
260 Workers' Compensation Ins	297	420	460
<i>Personal Services</i>	<u>229,978</u>	<u>254,833</u>	<u>252,333</u>
312 Conference and Assoc Dues	1,320	3,310	2,800
330 Pre-Employment Physicals	86	0	0
432 Vehicle Repairs/Maint	185	1,061	2,000
434 Equipment Repairs/Maint	0	1,000	2,000
442 Vehicle/Equipment Rental	2,551	2,423	3,000
460 Software Lic & Support	4,999	0	0
520 Insurance/Bond Premiums	300	1,000	1,000
530 Telephone	456	365	500
538 Postage	494	287	700
580 Travel	6,161	5,622	7,500
598 Misc Services & Charges	550	0	0
<i>Other Services and Charges</i>	<u>17,101</u>	<u>15,068</u>	<u>19,500</u>
610 General Supplies	964	876	2,000
626 Fuel, Oil, Lubricants	1,714	1,535	2,000
650 NCO Furniture/Equipment	0	0	0
<i>Supplies</i>	<u>2,679</u>	<u>2,411</u>	<u>4,000</u>
740 Machinery and Equipment	48,343	0	0
<i>Capital Outlay</i>	<u>48,343</u>	<u>0</u>	<u>0</u>
County Judge	<u>298,102</u>	<u>272,312</u>	<u>275,833</u>

**SAN PATRICIO COUNTY, TEXAS
GENERAL FUND
BUDGET 2021**

	2019 <u>ACTUAL</u>	2020 <u>ESTIMATE</u>	2021 <u>BUDGET</u>
403 County Clerk			
101 Elected Officials	\$ 69,704	\$ 69,704	\$ 69,704
110 Regular Employees	443,078	504,844	500,444
115 Temporary Employees	31,145	53,628	55,585
185 Phone Allowance	780	780	1,380
190 Longevity Pay	6,674	6,980	7,253
195 Overtime	12,892	13,608	10,000
210 Group Insurance	133,854	127,193	123,792
220 Social Security Taxes	39,834	49,027	47,087
230 Retirement Contributions	62,796	81,790	70,595
250 Unemployment Insurance	838	856	1,902
260 Workers' Compensation Ins	1,195	1,447	1,546
<i>Personal Services</i>	<u>802,791</u>	<u>909,857</u>	<u>889,288</u>
312 Conference and Assoc Dues	2,640	1,540	3,000
330 Pre-Employment Physicals	183	200	400
434 Equipment Repairs/Maint	505	8,731	10,000
442 Vehicle/Equipment Rental	12,367	11,669	10,000
460 Software License/Support	3,600	1,250	2,500
520 Insurance/Bond Premiums	6,038	8,000	8,000
530 Telephone	0	0	360
538 Postage	7,717	8,076	12,000
540 Public Notices	103	100	200
580 Travel	3,935	3,018	6,000
598 Misc Services & Charges	82	1,000	2,000
<i>Other Services and Charges</i>	<u>37,169</u>	<u>43,584</u>	<u>54,460</u>
610 General Supplies	13,389	26,121	28,000
650 NCO Furniture/Equipment	3,332	7,223	3,500
<i>Supplies</i>	<u>16,720</u>	<u>33,344</u>	<u>31,500</u>
740 Machinery and Equipment	0	94,817	5,000
<i>Capital Outlay</i>	<u>0</u>	<u>94,817</u>	<u>5,000</u>
County Clerk	<u>856,680</u>	<u>1,081,602</u>	<u>980,248</u>

**SAN PATRICIO COUNTY, TEXAS
GENERAL FUND
BUDGET 2021**

	2019 <u>ACTUAL</u>	2020 <u>ESTIMATE</u>	2021 <u>BUDGET</u>
405			
Veterans' Service			
110 Regular Employees	\$ 38,556	\$ 39,350	\$ 76,389
115 Temporary Employees	0	0	1,500
190 Longevity Pay	357	393	465
195 Overtime	16	7	0
210 Group Insurance	10,652	9,390	9,542
220 Social Security Taxes	2,752	2,681	5,994
230 Retirement Contributions	4,337	4,658	8,986
250 Unemployment Insurance	49	40	274
260 Workers' Compensation Ins	98	121	188
<i>Personal Services</i>	<u>56,817</u>	<u>56,640</u>	<u>103,338</u>
312 Conference and Assoc Dues	0	500	1,000
330 Pre-Employment Physicals	0	0	100
434 Equipment Repairs/Maint	0	0	260
442 Vehicle/Equipment Rental	0	0	250
520 Insurance/Bond Premiums	189	250	250
530 Telephone	0	0	0
538 Postage	115	99	570
540 Public Notices	0	0	200
580 Travel	1,628	1,750	3,500
598 Misc Services & Charges	1,759	2,500	5,000
<i>Other Services and Charges</i>	<u>3,691</u>	<u>5,099</u>	<u>11,130</u>
610 General Supplies	701	324	1,000
650 NCO Furniture/Equipment	0	0	0
<i>Supplies</i>	<u>701</u>	<u>324</u>	<u>1,000</u>
740 Machinery and Equipment	0	0	0
Capital Outlay	0	0	0
Veterans' Service	<u>61,209</u>	<u>62,063</u>	<u>115,468</u>

**SAN PATRICIO COUNTY, TEXAS
GENERAL FUND
BUDGET 2021**

	2019 <u>ACTUAL</u>	2020 <u>ESTIMATE</u>	2021 <u>BUDGET</u>
406	<i>Emergency Management</i>		
110	\$ 152,366	\$ 193,906	\$ 227,896
115	0	0	31,492
185	1,560	1,560	3,120
190	741	828	962
195	1,822	3,327	600
210	29,079	33,016	46,422
220	10,988	15,137	20,202
230	17,513	25,671	30,288
250	267	300	925
260	290	363	651
	<u>214,626</u>	<u>274,108</u>	<u>362,558</u>
	<i>Personal Services</i>		
312	3,354	1,850	6,000
330	86	0	300
432	700	2,602	5,000
434	2,078	2,500	5,000
442	2,534	3,554	5,000
460	33,688	0	37,600
520	1,858	1,800	1,800
530	4,685	4,422	4,000
538	142	548	1,000
540	138	500	1,000
580	6,885	8,988	14,000
598	2,850	2,679	5,000
	<u>58,997</u>	<u>29,443</u>	<u>85,700</u>
	<i>Other Services and Charges</i>		
610	5,910	11,657	6,500
626	3,055	2,192	6,000
627	300	1,500	3,000
650	2,951	1,575	2,400
	<u>12,215</u>	<u>16,924</u>	<u>17,900</u>
	<i>Supplies</i>		
740	0	0	0
	<u>0</u>	<u>0</u>	<u>0</u>
	<i>Capital Outlay</i>		
	<u>285,837</u>	<u>320,475</u>	<u>466,158</u>
	<i>Emergency Management</i>		
407	<i>Emergency Response</i>		
341	\$ 0	63,362	0
421	0	0	0
530	0	1,682	0
598	0	1,330	0
	<u>0</u>	<u>66,374</u>	<u>0</u>
	<i>Other Services and Charges</i>		
610	0	91,952	0
650	0	0	0
	<u>0</u>	<u>91,952</u>	<u>0</u>
	<i>Supplies</i>		
	<u>0</u>	<u>158,326</u>	<u>0</u>
	<i>Emergency Response</i>		

**SAN PATRICIO COUNTY, TEXAS
GENERAL FUND
BUDGET 2021**

	2019 <u>ACTUAL</u>	2020 <u>ESTIMATE</u>	2021 <u>BUDGET</u>
408 <i>Printing Department</i>			
110 Regular Employees	\$ 54,456	\$ 57,718	\$ 67,395
115 Temporary Employees	0	0	0
190 Longevity Pay	720	720	756
195 Overtime	2,494	891	1,200
210 Group Insurance	9,500	8,620	7,737
220 Social Security Taxes	3,984	4,320	5,306
230 Retirement Contributions	6,424	7,388	7,955
250 Unemployment Insurance	98	86	242
260 Workers' Compensation Ins	403	400	533
<i>Personal Services</i>	<u>78,079</u>	<u>80,143</u>	<u>91,124</u>
312 Conference and Assoc Dues	0	0	0
330 Pre-Employment Physicals	0	0	50
434 Equipment Repairs/Maint	3,204	8,158	9,000
442 Vehicle/Equipment Rental	0	1,000	2,025
520 Insurance/Bond Premiums	157	350	350
530 Telephone	0	0	50
538 Postage	0	0	15
540 Public Notices	0	0	50
580 Travel	0	0	0
598 Misc Services & Charges	0	0	0
<i>Other Services and Charges</i>	<u>3,361</u>	<u>9,508</u>	<u>11,540</u>
610 General Supplies	26,558	17,717	31,000
650 NCO Furniture/Equipment	1,478	100	100
<i>Supplies</i>	<u>28,036</u>	<u>17,817</u>	<u>31,100</u>
740 Machinery and Equipment	0	14,000	0
<i>Capital Outlay</i>	<u>0</u>	<u>14,000</u>	<u>0</u>
 <i>Printing Department</i>	<u>109,476</u>	<u>121,468</u>	<u>133,764</u>

**SAN PATRICIO COUNTY, TEXAS
GENERAL FUND
BUDGET 2021**

	2019 <u>ACTUAL</u>	2020 <u>ESTIMATE</u>	2021 <u>BUDGET</u>
410 Personnel Department			
110 Regular Employees	\$ 141,737	\$ 154,869	\$ 151,885
185 Phone Allowance	780	780	780
190 Longevity Pay	1,178	1,248	1,322
195 Overtime	2,599	1,205	2,000
210 Group Insurance	26,073	23,664	23,211
220 Social Security Taxes	10,845	12,598	11,933
230 Retirement Contributions	16,297	20,192	17,891
250 Unemployment Insurance	249	236	546
260 Workers' Compensation Ins	281	326	374
<i>Personal Services</i>	<u>200,039</u>	<u>215,118</u>	<u>209,942</u>
312 Conference and Assoc Dues	1,464	2,520	5,000
330 Pre-Employment Physicals	167	500	1,000
341 Other Professional Services	0	4,351	7,000
434 Equipment Repairs/Maint	63	750	1,500
520 Insurance/Bond Premiums	489	600	600
530 Telephone	456	365	500
538 Postage	822	1,791	2,000
540 Public Notices	0	250	500
580 Travel	1,779	3,264	4,000
598 Misc Services & Charges	1,077	1,299	2,500
<i>Other Services and Charges</i>	<u>6,316</u>	<u>15,690</u>	<u>24,600</u>
610 General Supplies	1,858	6,590	6,000
641 Books, Subscriptions	0	250	500
650 NCO Furniture/Equipment	892	500	1,000
698 Other Supplies	20,251	26,932	35,000
<i>Supplies</i>	<u>23,000</u>	<u>34,272</u>	<u>42,500</u>
Personnel Department	<u>229,356</u>	<u>265,080</u>	<u>277,042</u>

**SAN PATRICIO COUNTY, TEXAS
GENERAL FUND
BUDGET 2021**

	2019 <u>ACTUAL</u>	2020 <u>ESTIMATE</u>	2021 <u>BUDGET</u>
412	<i>Records Management</i>		
110	19,998	\$ 18,071	\$ 30,500
190	23	5	95
195	298	118	500
210	8,691	991	7,737
220	1,516	240	2,379
230	2,263	383	3,566
250	35	0	109
260	47	56	74
	<u>32,870</u>	<u>19,864</u>	<u>44,960</u>
	<i>Personal Services</i>		
312	0	0	250
330	0	0	120
341	0	0	0
410	4,365	4,203	5,000
434	0	0	500
520	126	250	650
530	483	325	600
580	0	398	200
598	867	1,340	5,000
	<u>5,841</u>	<u>6,516</u>	<u>12,320</u>
	<i>Other Services and Charges</i>		
610	210	500	1,000
641	0	100	200
	<u>210</u>	<u>600</u>	<u>1,200</u>
	<i>Supplies</i>		
740	0	0	0
	<u>0</u>	<u>0</u>	<u>0</u>
	<i>Capital Outlay</i>		
	<u>38,921</u>	<u>26,980</u>	<u>58,480</u>
	<i>Records Management</i>		

**SAN PATRICIO COUNTY, TEXAS
GENERAL FUND
BUDGET 2021**

		2019		2020		2021
		<u>ACTUAL</u>		<u>ESTIMATE</u>		<u>BUDGET</u>
414	<i>Personnel Safety</i>					
110	Regular Employees	27,248	\$	35,643	\$	32,951
185	Phone Allowance	600		600		600
190	Longevity Pay	17		36		89
195	Overtime	736		1,041		200
210	Group Insurance	26		24		7,737
220	Social Security Taxes	2,188		3,159		2,588
230	Retirement Contributions	3,186		4,947		3,882
250	Unemployment Insurance	52		62		119
260	Workers' Compensation Ins	67		67		85
	<i>Personal Services</i>	<u>34,120</u>		<u>45,579</u>		<u>48,251</u>
312	Conference and Assoc Dues	\$ 1,300		1,500		4,000
330	Pre-Employment Physicals	0		0		0
432	Vehicle Repairs/Maint	110		1,275		2,500
520	Insurance/Bond Premiums	140		125		250
530	Telephone	456		365		456
538	Postage	7		41		0
580	Travel	4,304		4,487		7,000
598	Misc Services & Charges	647		3,017		6,000
	<i>Other Services and Charges</i>	<u>6,963</u>		<u>10,810</u>		<u>20,206</u>
610	General Supplies	17,824		18,229		18,000
626	Fuel, Oil, Lubricants	408		516		1,000
627	Automotive Supplies	0		500		1,000
650	NCO Furniture/Equipment	3,678		0		0
	<i>Supplies</i>	<u>21,910</u>		<u>19,245</u>		<u>20,000</u>
740	Machinery and Equipment	0		0		0
	<i>Capital Outlay</i>	<u>0</u>		<u>0</u>		<u>0</u>
	<i>Personnel Safety</i>	<u>62,993</u>		<u>75,634</u>		<u>88,457</u>

**SAN PATRICIO COUNTY, TEXAS
GENERAL FUND
BUDGET 2021**

	2019 <u>ACTUAL</u>	2020 <u>ESTIMATE</u>	2021 <u>BUDGET</u>
416	<i>Information Services</i>		
110	223,277	\$ 249,002	\$ 231,138
185	2,400	2,400	2,400
190	2,391	2,430	2,606
195	0	0	500
210	40,613	36,259	31,722
220	16,571	20,392	18,102
230	25,407	32,847	27,143
250	358	359	828
260	493	521	626
	<u>311,511</u>	<u>344,210</u>	<u>315,065</u>
	<i>Personal Services</i>		
312	0	7,500	25,000
330	0	0	100
341	3,500	1,750	3,500
434	63,930	61,500	63,286
442	0	1,000	2,000
460	435,748	455,225	472,511
520	872	1,450	1,450
530	165,737	163,587	176,082
538	35	33	500
540	0	25	50
580	1,875	1,975	8,000
	<u>671,696</u>	<u>694,045</u>	<u>752,479</u>
	<i>Other Services and Charges</i>		
610	29,144	47,212	30,000
641	0	500	1,000
650	32,284	135,480	30,000
	<u>61,429</u>	<u>183,192</u>	<u>61,000</u>
	<i>Supplies</i>		
740	26,550	50,000	50,000
	<u>26,550</u>	<u>50,000</u>	<u>50,000</u>
	<i>Capital Outlay</i>		
	<u>1,071,186</u>	<u>1,271,447</u>	<u>1,178,544</u>
	<i>Information Services</i>		

**SAN PATRICIO COUNTY, TEXAS
GENERAL FUND
BUDGET 2021**

	2019 <u>ACTUAL</u>	2020 <u>ESTIMATE</u>	2021 <u>BUDGET</u>
418 ADA Coordinator			
110 Regular Employees	2,148	\$ 2,713	\$ 2,685
190 Longevity Pay	0	0	2
195 Overtime	0	0	0
210 Group Insurance	2	2	774
220 Social Security Taxes	164	208	206
230 Retirement Contributions	239	325	308
250 Unemployment Insurance	0	0	9
260 Workers' Compensation Ins	5	4	6
<i>Personal Services</i>	<u>2,558</u>	<u>3,252</u>	<u>3,990</u>
312 Conference and Assoc Dues	\$ 0	200	400
520 Insurance/Bond Premiums	3	12	12
580 Travel	0	850	1,700
<i>Other Services and Charges</i>	<u>3</u>	<u>1,062</u>	<u>2,112</u>
610 General Supplies	0	0	5,000
650 NCO Furniture/Equipment	0	0	0
<i>Supplies</i>	<u>0</u>	<u>0</u>	<u>5,000</u>
ADA Coordinator	<u>2,561</u>	<u>4,314</u>	<u>11,102</u>
449 Non-Departmental			
312 Conference and Assoc Dues	\$ 11,461	15,833	13,000
334 Accounting/Auditing Svcs	36,760	30,000	30,000
336 Engineering/Architectural	0	3,500	7,000
341 Other Professional Services	7,100	8,640	12,000
434 Equipment Repairs/Maint	800	3,252	12,000
442 Vehicle/Equipment Rental	9,423	10,126	9,500
501 Econ Development Services	0	0	0
520 Insurance/Bond Premiums	2,432	2,500	2,500
530 Telephone	0	0	0
538 Postage	258	100	100
540 Public Notices	1,845	2,500	5,000
598 Misc Services & Charges	20,800	20,025	36,000
<i>Other Services and Charges</i>	<u>90,879</u>	<u>96,476</u>	<u>127,100</u>
610 General Supplies	23,947	16,073	30,000
650 NCO Furniture/Equipment	0	0	0
<i>Supplies</i>	<u>23,947</u>	<u>16,073</u>	<u>30,000</u>
740 Machinery and Equipment	0	0	0
<i>Capital Outlay</i>	<u>0</u>	<u>0</u>	<u>0</u>
Non-Departmental	<u>114,827</u>	<u>112,549</u>	<u>157,100</u>
GENERAL ADMINISTRATION	<u>3,131,147</u>	<u>3,772,250</u>	<u>3,742,196</u>

**SAN PATRICIO COUNTY, TEXAS
GENERAL FUND
BUDGET 2021**

	2019 <u>ACTUAL</u>	2020 <u>ESTIMATE</u>	2021 <u>BUDGET</u>
450 County Court			
110 Regular Employees	\$ 104,534	\$ 125,021	\$ 124,190
115 Temporary Employees	781	0	0
190 Longevity Pay	75	72	151
195 Overtime	319	0	1,200
210 Group Insurance	8,711	12,198	15,474
220 Social Security Taxes	8,074	9,710	9,604
230 Retirement Contributions	11,689	15,205	14,400
250 Unemployment Insurance	205	180	439
260 Workers' Compensation Ins	847	770	958
<i>Personal Services</i>	<u>135,235</u>	<u>163,156</u>	<u>166,416</u>
312 Conference and Assoc Dues	395	400	900
321 Other Costs of Court	1,813	5,342	9,000
329 Court Reporter Services	86	0	2,000
330 Pre-Employment Physicals	0	86	0
332 Attorney Fees	211,167	144,386	215,000
341 Other Professional Services	4,500	4,500	7,500
343 Translator Services	0	3,500	7,000
351 Juror Expense	8,670	16,250	32,500
434 Equipment Repairs/Maint	0	250	500
442 Vehicle/Equipment Rental	2,732	750	3,000
460 Software License/Support	4,999	960	1,920
520 Insurance/Bond Premiums	1,281	1,600	1,600
580 Travel	979	500	1,000
598 Misc Services & Charges	0	1,300	2,600
<i>Other Services and Charges</i>	<u>236,622</u>	<u>179,824</u>	<u>284,520</u>
610 General Supplies	555	1,000	2,000
650 NCO Furniture/Equipment	0	0	0
<i>Supplies</i>	<u>555</u>	<u>1,000</u>	<u>2,000</u>
740 Machinery and Equipment	0	0	0
<i>Capital Outlay</i>	<u>0</u>	<u>0</u>	<u>0</u>
County Court	<u>372,413</u>	<u>343,980</u>	<u>452,936</u>

**SAN PATRICIO COUNTY, TEXAS
GENERAL FUND
BUDGET 2021**

	2019 <u>ACTUAL</u>	2020 <u>ESTIMATE</u>	2021 <u>BUDGET</u>
451 County Court-at-Law Judge			
101 Elected Officials	\$ 156,750	\$ 166,083	\$ 166,083
110 Regular Employees	54,835	59,506	56,335
115 Temporary Employees	0	2,500	5,000
185 Phone Allowance	780	780	780
190 Longevity Pay	420	492	564
195 Overtime	0	500	1,000
210 Group Insurance	17,826	16,195	15,474
220 Social Security Taxes	13,905	17,235	17,578
230 Retirement Contributions	23,704	27,616	26,355
250 Unemployment Insurance	70	89	220
260 Workers' Compensation Ins	300	506	551
<i>Personal Services</i>	<u>268,590</u>	<u>291,502</u>	<u>289,940</u>
312 Conference and Assoc Dues	1,110	1,765	3,000
330 Pre-Employment Physicals	0	0	110
434 Equipment Repairs/Maint	0	250	500
520 Insurance/Bond Premiums	325	500	500
530 Telephone	456	365	468
538 Postage	2,248	2,894	2,500
540 Public Notices	699	1,000	200
580 Travel	2,184	1,500	3,000
<i>Other Services and Charges</i>	<u>7,022</u>	<u>8,274</u>	<u>10,278</u>
610 General Supplies	592	4,657	2,000
641 Books, Subscriptions	0	1,850	2,500
650 NCO Furniture/Equipment	1,049	750	1,500
<i>Supplies</i>	<u>1,641</u>	<u>7,257</u>	<u>6,000</u>
740 Machinery and Equipment	0	750	1,500
<i>Capital Outlay</i>	<u>0</u>	<u>750</u>	<u>1,500</u>
County Court-at-Law Judge	<u>277,252</u>	<u>307,783</u>	<u>307,718</u>

**SAN PATRICIO COUNTY, TEXAS
GENERAL FUND
BUDGET 2021**

	2019 <u>ACTUAL</u>	2020 <u>ESTIMATE</u>	2021 <u>BUDGET</u>
460			
<i>District Court</i>			
312	0	0	0
321	1,849	6,164	12,000
329	43	0	1,000
330	0	0	0
332	550,108	483,083	500,000
335	0	0	0
341	0	3,750	7,500
342	10,700	31,440	10,000
351	58,980	45,070	75,000
434	486	2,500	5,000
460		0	0
520	253	850	850
530	0	0	0
538	0	50	100
540	0	50	100
580	0	0	0
598	2,457	10,637	1,600
	<u>624,876</u>	<u>583,594</u>	<u>613,150</u>
610	476	3,387	2,000
630	588	500	1,000
650	1,748	14,030	27,500
	<u>2,812</u>	<u>17,917</u>	<u>30,500</u>
740	0	0	0
	<u>0</u>	<u>0</u>	<u>0</u>
<i>District Court</i>	<u>627,688</u>	<u>601,511</u>	<u>643,650</u>

**SAN PATRICIO COUNTY, TEXAS
GENERAL FUND
BUDGET 2021**

	2019 <u>ACTUAL</u>	2020 <u>ESTIMATE</u>	2021 <u>BUDGET</u>
465	<i>District Clerk</i>		
101	\$ 69,704	\$ 69,704	\$ 69,704
110	356,654	405,141	370,230
115	0	0	0
185	780	1,380	1,380
190	2,805	3,114	4,039
195	1,791	2,466	2,300
210	100,515	97,586	108,318
220	31,547	36,218	34,247
230	48,095	60,086	51,345
250	607	603	1,320
260	775	1,046	1,074
	<u>613,272</u>	<u>677,344</u>	<u>643,957</u>
	<i>Personal Services</i>		
312	1,275	1,725	3,000
330	258	86	350
434	422	2,500	5,000
442	3,521	3,651	8,300
460	65,179	0	7,151
520	2,354	3,630	3,630
530	0	0	0
538	8,606	6,824	9,800
540	71	50	100
580	3,478	4,829	6,000
598	85	18,774	19,119
	<u>85,248</u>	<u>42,069</u>	<u>62,450</u>
	<i>Other Services and Charges</i>		
610	7,537	12,907	13,000
650	5,495	4,500	9,000
	<u>13,032</u>	<u>17,407</u>	<u>22,000</u>
	<i>Supplies</i>		
740	0	0	0
	<u>0</u>	<u>0</u>	<u>0</u>
	<i>Capital Outlay</i>		
	<u>711,552</u>	<u>736,820</u>	<u>728,407</u>
	<i>District Clerk</i>		

**SAN PATRICIO COUNTY, TEXAS
GENERAL FUND
BUDGET 2021**

	2019 <u>ACTUAL</u>	2020 <u>ESTIMATE</u>	2021 <u>BUDGET</u>
467 District Attorney			
101 Elected Officials	9,327	\$ 6,900	\$ 6,900
110 Regular Employees	473,765	550,253	520,965
115 Temporary Employees	0	550	1,100
185 Phone Allowance	3,900	3,900	3,900
190 Longevity Pay	18,290	17,034	15,467
195 Overtime	988	309	0
210 Group Insurance	71,956	69,249	69,633
220 Social Security Taxes	36,755	44,716	41,947
230 Retirement Contributions	56,719	72,834	62,894
250 Unemployment Insurance	848	840	1,892
260 Workers' Compensation Ins	869	887	1,121
<i>Personal Services</i>	<u>673,416</u>	<u>767,472</u>	<u>725,819</u>
312 Conference and Assoc Dues	2,947	2,905	4,000
321 Other Costs of Court	0	0	100
329 Court Reporter Services	119	750	1,500
330 Pre-Employment Physicals	0	86	100
341 Other Professional Services	1,134	1,750	3,500
432 Vehicle Repairs/Maint	1,062	2,143	4,000
434 Equipment Repairs/Maint	649	1,350	2,700
442 Vehicle/Equipment Rental	2,032	0	0
520 Insurance/Bond Premiums	2,636	4,000	4,000
530 Telephone	0	0	0
538 Postage	320	383	1,800
580 Travel	909	1,203	2,700
597 Investigative Expense	0	100	200
598 Misc Services & Charges	2,220	4,006	5,000
<i>Other Services and Charges</i>	<u>14,027</u>	<u>18,676</u>	<u>29,600</u>
610 General Supplies	4,315	4,172	4,000
626 Fuel, Oil, Lubricants	4,389	4,205	8,000
627 Automotive Supplies	0	150	300
641 Books, Subscriptions	0	1,339	2,000
650 NCO Furniture/Equipment	0	1,147	1,000
<i>Supplies</i>	<u>8,704</u>	<u>11,013</u>	<u>15,300</u>
740 Machinery and Equipment	0	0	0
<i>Capital Outlay</i>	<u>0</u>	<u>0</u>	<u>0</u>
District Attorney	<u>696,147</u>	<u>797,161</u>	<u>770,719</u>

**SAN PATRICIO COUNTY, TEXAS
GENERAL FUND
BUDGET 2021**

		2019	2020	2021
		<u>ACTUAL</u>	<u>ESTIMATE</u>	<u>BUDGET</u>
471	<i>Justice of the Peace #1</i>			
101	Elected Officials	\$ 55,400	\$ 60,940	\$ 60,940
110	Regular Employees	96,734	111,697	107,604
115	Temporary Employees	0	10,018	11,940
185	Phone Allowance	780	780	780
190	Longevity Pay	1,916	2,183	2,419
195	Overtime	221	308	200
210	Group Insurance	33,839	32,283	30,948
220	Social Security Taxes	11,526	13,679	14,067
230	Retirement Contributions	17,273	22,626	21,092
250	Unemployment Insurance	177	177	426
260	Workers' Compensation Ins	299	365	441
	<i>Personal Services</i>	<u>218,163</u>	<u>255,056</u>	<u>250,857</u>
312	Conference and Assoc Dues	435	665	1,210
321	Other Costs of Court	0	0	110
330	Pre-Employment Physicals	0	86	0
351	Juror Expense	0	55	110
434	Equipment Repairs/Maint	791	550	1,100
442	Vehicle/Equipment Rental	180	255	1,200
520	Insurance/Bond Premiums	836	1,100	1,100
530	Telephone	1,443	1,366	1,800
538	Postage	3,988	3,441	5,500
580	Travel	2,890	1,703	4,000
598	Misc Services & Charges	315	323	500
	<i>Other Services and Charges</i>	<u>10,878</u>	<u>9,544</u>	<u>16,630</u>
610	General Supplies	2,715	6,673	5,000
650	NCO Furniture/Equipment	1,598	550	1,100
	<i>Supplies</i>	<u>4,313</u>	<u>7,223</u>	<u>6,100</u>
740	Machinery and Equipment	0	0	0
	<i>Capital Outlay</i>	<u>0</u>	<u>0</u>	<u>0</u>
	<i>Justice of the Peace #1</i>	<u>233,354</u>	<u>271,823</u>	<u>273,587</u>

**SAN PATRICIO COUNTY, TEXAS
GENERAL FUND
BUDGET 2021**

	2019 <u>ACTUAL</u>	2020 <u>ESTIMATE</u>	2021 <u>BUDGET</u>
472	<i>Justice of the Peace #2</i>		
101	\$ 53,820	\$ 59,202	\$ 59,202
110	55,456	62,816	58,455
115	0	0	500
185	780	780	780
190	671	526	922
195	4	10	0
210	17,410	15,804	23,211
220	8,471	9,645	9,169
230	12,335	15,386	13,747
250	95	95	208
260	203	263	287
	<u>149,244</u>	<u>164,527</u>	<u>166,481</u>
312	810	935	1,200
321	0	250	500
330	0	0	0
410	1,279	0	0
434	0	500	1,000
441	0	0	0
520	605	775	775
530	0	0	0
538	3,164	3,168	3,600
580	4,092	2,251	5,000
598	1,196	1,451	1,000
	<u>11,145</u>	<u>9,330</u>	<u>13,075</u>
610	1,843	4,013	3,500
650	623	500	1,000
	<u>2,466</u>	<u>4,513</u>	<u>4,500</u>
740	0	0	0
	<u>0</u>	<u>0</u>	<u>0</u>
	<u>162,854</u>	<u>178,370</u>	<u>184,056</u>

**SAN PATRICIO COUNTY, TEXAS
GENERAL FUND
BUDGET 2021**

	2019 <u>ACTUAL</u>	2020 <u>ESTIMATE</u>	2021 <u>BUDGET</u>
474	<i>Justice of the Peace #4</i>		
101	\$ 53,820	\$ 59,202	\$ 59,202
110	59,084	63,186	62,084
115	0	11,666	11,940
185	780	780	780
190	1,337	1,434	1,578
195	1,344	1,333	2,760
210	26,882	24,396	23,211
220	8,320	10,024	10,582
230	12,963	16,528	15,868
250	104	108	272
260	221	300	332
	<u>164,854</u>	<u>188,957</u>	<u>188,609</u>
312	1,230	1,430	2,150
321	0	150	150
351	210	250	500
434	0	75	200
442	0	0	0
520	568	750	750
530	896	972	1,500
538	825	660	1,500
580	7,071	2,792	8,000
598	86	75	150
	<u>10,885</u>	<u>7,154</u>	<u>14,900</u>
610	2,423	2,156	3,500
650	0	600	2,500
	<u>2,423</u>	<u>2,756</u>	<u>6,000</u>
740	0	0	0
	<u>0</u>	<u>0</u>	<u>0</u>
	<u>178,162</u>	<u>198,867</u>	<u>209,509</u>

**SAN PATRICIO COUNTY, TEXAS
GENERAL FUND
BUDGET 2021**

	2019 <u>ACTUAL</u>	2020 <u>ESTIMATE</u>	2021 <u>BUDGET</u>
475	<i>Justice of the Peace #5</i>		
101	\$ 53,820	\$ 59,202	\$ 59,202
110	91,295	101,956	98,478
115	2,849	12,180	13,440
185	780	780	780
190	743	812	1,144
195	1,256	386	2,000
210	26,101	23,629	30,948
220	11,052	13,284	13,391
230	16,659	21,499	20,077
250	163	167	402
260	285	381	421
	<u>205,002</u>	<u>234,276</u>	<u>240,283</u>
312	1,255	1,635	3,000
321	0	50	100
330	86	50	100
351	0	225	450
434	0	500	1,000
442	1,801	1,812	2,000
520	812	1,400	1,400
530	542	365	500
538	5,114	2,654	4,000
580	9,174	4,548	8,000
	<u>18,784</u>	<u>13,239</u>	<u>20,550</u>
610	3,153	2,944	4,500
650	0	750	1,500
	<u>3,153</u>	<u>3,694</u>	<u>6,000</u>
740	0	0	0
	<u>0</u>	<u>0</u>	<u>0</u>
	<u>226,939</u>	<u>251,209</u>	<u>266,833</u>

**SAN PATRICIO COUNTY, TEXAS
GENERAL FUND
BUDGET 2021**

	2019 <u>ACTUAL</u>	2020 <u>ESTIMATE</u>	2021 <u>BUDGET</u>
476	<i>Justice of the Peace #6</i>		
101	\$ 53,820	\$ 59,202	\$ 59,202
110	58,162	63,012	61,533
115	0	12,004	11,940
185	780	780	780
190	755	816	1,043
195	1,611	1,839	1,400
210	27,691	25,128	23,211
220	8,130	9,992	10,395
230	12,825	16,621	15,588
250	103	110	265
260	212	296	325
	<u>164,089</u>	<u>189,800</u>	<u>185,682</u>
312	730	1,280	2,000
321	0	200	400
330	86	50	100
351	500	150	300
434	0	500	1,500
442	1,323	1,323	1,500
520	608	850	850
530	457	365	1,500
538	1,100	700	1,400
580	5,732	1,551	8,000
	<u>10,536</u>	<u>6,969</u>	<u>17,550</u>
610	1,982	3,507	4,000
650	0	650	1,300
	<u>1,982</u>	<u>4,157</u>	<u>5,300</u>
740	0	0	0
	<u>0</u>	<u>0</u>	<u>0</u>
	<u>176,606</u>	<u>200,926</u>	<u>208,532</u>

**SAN PATRICIO COUNTY, TEXAS
GENERAL FUND
BUDGET 2021**

	2019 <u>ACTUAL</u>	2020 <u>ESTIMATE</u>	2021 <u>BUDGET</u>
478	<i>Justice of the Peace #8</i>		
101	\$ 53,820	\$ 59,202	\$ 59,202
110	24,852	27,566	26,352
115	0	11,836	11,940
185	780	780	780
190	821	864	972
195	0	0	0
210	18,191	16,996	15,474
220	6,035	7,346	7,593
230	8,942	12,041	11,383
250	42	56	135
260	152	215	239
	<i>Personal Services</i>		
	113,635	136,902	134,070
312	410	635	500
321	0	100	200
332	0	200	400
410	2,385	1,697	2,500
434	0	50	100
441	14,800	14,640	15,400
520	572	1,000	600
530	508	365	500
538	1,107	305	1,500
580	2,405	1,452	3,000
598	111	300	600
	<i>Other Services and Charges</i>		
	22,298	20,744	25,300
610	2,944	2,642	2,500
650	1,060	750	1,000
	<i>Supplies</i>		
	4,004	3,392	3,500
740	0	0	0
	<i>Capital Outlay</i>		
	0	0	0
	<i>Justice of the Peace #8</i>	139,937	162,870

**SAN PATRICIO COUNTY, TEXAS
GENERAL FUND
BUDGET 2021**

	2019 <u>ACTUAL</u>	2020 <u>ESTIMATE</u>	2021 <u>BUDGET</u>
480	<i>Pre-Trial Services</i>		
110	71,570	\$ 17,127	\$ 1,000
185	1,000	225	0
190	140	60	0
195	0	0	0
210	13,536	2,629	0
220	5,437	1,288	76
230	8,100	2,086	114
250	160	18	4
260	0	148	2
	<u>99,941</u>	<u>23,581</u>	<u>1,196</u>
	<i>Personal Services</i>		
312	0	0	0
330	0	0	0
434	0	0	0
442	1,421	101	0
460	4,680	2,600	0
520	0	300	0
530	281	100	0
538	87	41	0
580	1,997	0	0
598	2,096	90,000	142,006
	<u>10,562</u>	<u>93,142</u>	<u>142,006</u>
	<i>Other Services and Charges</i>		
610	237	0	0
650	0	0	0
	<u>237</u>	<u>0</u>	<u>0</u>
	<i>Supplies</i>		
740	0	0	0
	<u>0</u>	<u>0</u>	<u>0</u>
	<i>Capital Outlay</i>		
	<u>110,740</u>	<u>116,723</u>	<u>143,202</u>
	<i>Pre-Trial Services</i>		
490	<i>Judiciary Support</i>		
352	4,816	4,816	10,000
520	4	7	7
	<u>4,820</u>	<u>4,823</u>	<u>10,007</u>
	<i>Other Services and Charges</i>		
	<u>4,820</u>	<u>4,823</u>	<u>10,007</u>
	<i>Judiciary Support</i>		
	<u>3,918,464</u>	<u>4,171,034</u>	<u>4,362,026</u>
	<i>JUDICIAL</i>		

**SAN PATRICIO COUNTY, TEXAS
GENERAL FUND
BUDGET 2021**

	2019 <u>ACTUAL</u>	2020 <u>ESTIMATE</u>	2021 <u>BUDGET</u>
500 County Attorney			
101 Elected Officials	\$ 140,000	\$ 140,000	\$ 154,000
110 Regular Employees	372,110	533,950	528,093
115 Temporary Employees	0	0	0
185 Phone Allowance	2,005	2,580	3,180
190 Longevity Pay	5,602	7,534	8,366
195 Overtime	19,196	14,584	5,500
210 Group Insurance	60,012	61,590	69,633
220 Social Security Taxes	39,827	50,329	53,485
230 Retirement Contributions	60,035	80,446	80,191
250 Unemployment Insurance	729	776	1,903
260 Workers' Compensation Ins	144	186	222
<i>Personal Services</i>	<u>699,660</u>	<u>891,975</u>	<u>904,573</u>
312 Conference and Assoc Dues	6,840	4,955	7,500
330 Pre-Employment Physicals	172	100	150
430 Building Repairs/Maint	0	0	0
432 Vehicle Repairs/Maint	8	0	0
434 Equipment Repairs/Maint	14,555	4,116	4,600
460 Software License/Support	1,356	0	0
520 Insurance/Bond Premiums	1,788	2,500	2,500
530 Telephone	0	0	0
538 Postage	1,552	1,100	4,500
540 Public Notices	174	750	1,500
580 Travel	6,001	6,752	10,000
598 Misc Services & Charges	4,373	984	4,000
<i>Other Services and Charges</i>	<u>36,818</u>	<u>21,257</u>	<u>34,750</u>
610 General Supplies	8,520	7,397	12,000
641 Books, Subscriptions	28	1,250	2,500
650 NCO Furniture/Equipment	482	2,318	2,400
<i>Supplies</i>	<u>9,030</u>	<u>10,965</u>	<u>16,900</u>
740 Machinery and Equipment	0	0	0
<i>Capital Outlay</i>	<u>0</u>	<u>0</u>	<u>0</u>
County Attorney	<u>745,508</u>	<u>924,197</u>	<u>956,223</u>
505 Litigation			
321 Other Costs of Court	0	0	50
332 Attorney Fees	14,538	30,215	62,500
336 Engineering/Architectural	0	0	0
341 Other Professional Services	2,307	5,000	10,000
520 Insurance/Bond Premiums	44	150	150
598 Misc Services & Charges	66,237	86,435	145,000
<i>Other Services and Charges</i>	<u>83,124</u>	<u>121,800</u>	<u>217,700</u>
Litigation	<u>83,124</u>	<u>121,800</u>	<u>217,700</u>

**SAN PATRICIO COUNTY, TEXAS
GENERAL FUND
BUDGET 2021**

	2019 <u>ACTUAL</u>	2020 <u>ESTIMATE</u>	2021 <u>BUDGET</u>
510 Gov't Affairs/PIO			
110 Regular Employees	85,954	\$ 94,705	\$ 87,453
115 Temporary Employees	0	0	0
185 Phone Allowance	600	600	600
190 Longevity Pay	63	99	720
195 Overtime	0	0	0
210 Group Insurance	8,691	7,888	7,737
220 Social Security Taxes	6,663	7,903	6,791
230 Retirement Contributions	9,703	12,443	10,182
250 Unemployment Insurance	148	145	311
260 Workers' Compensation Ins	22	23	27
<i>Personal Services</i>	<u>111,844</u>	<u>123,806</u>	<u>113,821</u>
312 Conference and Assoc Dues	620	2,180	2,600
330 Pre-Employment Physicals	0	0	100
432 Vehicle Repairs/Maint	80	894	1,000
434 Equipment Repairs/Maint	0	500	1,000
460 Software License/Support	0	0	2,000
520 Insurance/Bond Premiums	154	400	400
530 Telephone	3,219	346	1,000
580 Travel	2,302	3,230	3,500
598 Misc Services & Charges	1,241	168	1,500
<i>Other Services and Charges</i>	<u>7,615</u>	<u>7,718</u>	<u>13,100</u>
610 General Supplies	138	2,076	1,500
626 Fuel, Oil, Lubricants	290	812	2,000
650 NCO Furniture/Equipment	0	0	2,000
698 Other Supplies	0	250	1,000
<i>Supplies</i>	<u>429</u>	<u>3,138</u>	<u>6,500</u>
Gov't Affairs/PIO	<u>119,887</u>	<u>134,662</u>	<u>133,421</u>
LEGAL	<u>948,520</u>	<u>1,180,659</u>	<u>1,307,344</u>

**SAN PATRICIO COUNTY, TEXAS
GENERAL FUND
BUDGET 2021**

	2019 <u>ACTUAL</u>	2020 <u>ESTIMATE</u>	2021 <u>BUDGET</u>
520			
<i>Elections Administration</i>			
110 Regular Employees	\$ 153,810	\$ 158,689	\$ 183,714
115 Temporary Employees	29,024	69,246	75,000
185 Phone Allowance	1,980	1,980	1,980
190 Longevity Pay	1,082	1,188	1,765
195 Overtime	4,709	7,464	10,000
210 Group Insurance	34,826	31,632	32,496
220 Social Security Taxes	13,998	17,471	20,845
230 Retirement Contributions	19,636	22,641	31,252
250 Unemployment Insurance	323	330	956
260 Workers' Compensation Ins	448	566	653
<i>Personal Services</i>	<u>259,837</u>	<u>311,207</u>	<u>358,661</u>
312 Conference and Assoc Dues	14,670	8,936	7,000
330 Pre-Employment Physicals	0	200	400
432 Vehicle Repairs/Maint	0	0	2,000
434 Equipment Repairs/Maint	0	8,977	5,000
441 Building/Office Rental	0	0	0
442 Vehicle/Equipment Rental	1,507	2,410	2,000
460 Software License/Support	65,580	65,000	65,000
520 Insurance/Bond Premiums	992	1,800	1,800
530 Telephone	6,444	4,644	6,000
538 Postage	13,372	11,931	15,000
540 Public Notices	1,394	3,288	5,000
580 Travel	18,596	6,319	7,000
598 Misc Services & Charges	0	1,500	3,000
<i>Other Services and Charges</i>	<u>122,554</u>	<u>115,005</u>	<u>119,200</u>
610 General Supplies	7,676	20,046	25,000
626 Fuel, Oil, Lubricants	0	124	1,000
650 NCO Furniture/Equipment	0	5,000	5,000
<i>Supplies</i>	<u>7,676</u>	<u>25,170</u>	<u>31,000</u>
740 Machinery and Equipment	40,768	160,000	0
<i>Supplies</i>	<u>40,768</u>	<u>160,000</u>	<u>0</u>
<i>Elections Administration</i>	<u>430,834</u>	<u>611,382</u>	<u>508,861</u>
<i>ELECTIONS</i>	<u>430,834</u>	<u>611,382</u>	<u>508,861</u>

**SAN PATRICIO COUNTY, TEXAS
GENERAL FUND
BUDGET 2021**

	2019 <u>ACTUAL</u>	2020 <u>ESTIMATE</u>	2021 <u>BUDGET</u>
540 County Auditor			
102 Appointed Officials	\$ 120,391	\$ 121,391	\$ 121,891
110 Regular Employees	475,528	514,253	634,265
115 Temporary Employees	0	0	0
185 Phone Allowance	1,380	1,380	1,380
190 Longevity Pay	4,122	4,197	4,919
195 Overtime	23,813	15,833	800
210 Group Insurance	86,747	81,188	100,581
220 Social Security Taxes	45,832	47,429	58,390
230 Retirement Contributions	69,651	79,760	87,546
250 Unemployment Insurance	1,063	933	2,672
260 Workers' Compensation Ins	1,460	1,856	1,832
<i>Personal Services</i>	<u>829,988</u>	<u>868,220</u>	<u>1,014,276</u>
312 Conference and Assoc Dues	4,133	6,674	7,500
330 Pre-Employment Physicals	86	100	200
341 Other Professional Services	0	500	1,000
432 Vehicle Repairs/Maint	78	1,529	3,000
434 Equipment Repairs/Maint	0	1,000	2,000
442 Vehicle/Equipment Rental	1,426	1,512	1,725
520 Insurance/Bond Premiums	2,271	2,500	2,500
530 Telephone	456	365	460
538 Postage	556	553	1,000
540 Public Notices	0	250	500
580 Travel	9,288	6,711	11,000
598 Misc Services & Charges	138	150	300
<i>Other Services and Charges</i>	<u>18,434</u>	<u>21,844</u>	<u>31,185</u>
610 General Supplies	3,026	2,227	3,500
626 Fuel, Oil, Lubricants	297	500	850
627 Automotive Supplies	43	400	800
641 Books, Subscriptions	90	369	400
650 NCO Furniture/Equipment	0	2,500	5,000
<i>Supplies</i>	<u>3,456</u>	<u>5,996</u>	<u>10,550</u>
740 Machinery and Equipment	0	0	0
<i>Capital Outlay</i>	<u>0</u>	<u>0</u>	<u>0</u>
County Auditor	<u>851,877</u>	<u>896,060</u>	<u>1,056,011</u>

**SAN PATRICIO COUNTY, TEXAS
GENERAL FUND
BUDGET 2021**

	2019 <u>ACTUAL</u>	2020 <u>ESTIMATE</u>	2021 <u>BUDGET</u>
542 County Treasurer			
101 Elected Officials	\$ 69,679	\$ 69,704	\$ 69,704
110 Regular Employees	103,866	115,289	111,657
115 Temporary Employees	0	0	0
185 Phone Allowance	1,380	1,380	1,380
190 Longevity Pay	1,676	1,676	2,580
195 Overtime	3,447	2,905	3,500
210 Group Insurance	34,191	33,138	30,948
220 Social Security Taxes	12,846	13,938	14,445
230 Retirement Contributions	20,057	23,600	21,657
250 Unemployment Insurance	185	176	411
260 Workers' Compensation Ins	341	407	453
<i>Personal Services</i>	<u>247,668</u>	<u>262,213</u>	<u>256,735</u>
312 Conference and Assoc Dues	870	2,170	3,500
330 Pre-Employment Physicals	86	0	100
434 Equipment Repairs/Maint	0	250	500
460 Software License/Support	2,394	0	1,250
520 Insurance/Bond Premiums	2,202	1,500	1,500
530 Telephone	0	0	0
538 Postage	3,802	4,988	5,000
580 Travel	6,297	5,186	8,000
598 Misc Services & Charges	80	1,250	2,500
<i>Other Services and Charges</i>	<u>15,731</u>	<u>15,344</u>	<u>22,350</u>
610 General Supplies	2,592	3,206	5,000
650 NCO Furniture/Equipment	2,024	2,110	2,500
<i>Supplies</i>	<u>4,617</u>	<u>5,316</u>	<u>7,500</u>
740 Machinery and Equipment	0	0	0
<i>Capital Outlay</i>	<u>0</u>	<u>0</u>	<u>0</u>
County Treasurer	<u>268,015</u>	<u>282,873</u>	<u>286,585</u>

**SAN PATRICIO COUNTY, TEXAS
GENERAL FUND
BUDGET 2021**

	2019 <u>ACTUAL</u>	2020 <u>ESTIMATE</u>	2021 <u>BUDGET</u>
544 Tax Assessor-Collector			
101 Elected Officials	69,704	69,704	69,704
110 Regular Employees	254,242	303,346	305,920
115 Temporary Employees	16,461	15,192	10,642
185 Phone Allowance	780	1,380	1,380
190 Longevity Pay	2,403	2,588	3,550
195 Overtime	5,822	1,866	5,000
210 Group Insurance	62,499	56,738	77,370
220 Social Security Taxes	25,156	29,672	30,308
230 Retirement Contributions	38,925	48,959	45,445
250 Unemployment Insurance	473	473	1,137
260 Workers' Compensation Ins	679	822	951
<i>Personal Services</i>	<u>477,145</u>	<u>530,740</u>	<u>551,407</u>
312 Conference and Assoc Dues	710	1,000	2,000
330 Pre-Employment Physicals	0	336	500
341 Other Professional Services	20,002	16,000	16,000
434 Equipment Repairs/Maint	0	418	668
442 Vehicle/Equipment Rental	2,463	3,361	2,905
460 Software License/Support	9,121	19,000	19,000
520 Insurance/Bond Premiums	1,638	1,800	1,800
530 Telephone	0	0	0
538 Postage	22,806	25,000	25,000
580 Travel	4,944	2,587	5,000
598 Misc Services & Charges	6,193	6,193	0
<i>Other Services and Charges</i>	<u>67,876</u>	<u>75,695</u>	<u>72,873</u>
610 General Supplies	9,284	18,122	15,000
650 NCO Furniture/Equipment	4,290	0	0
<i>Supplies</i>	<u>13,575</u>	<u>18,122</u>	<u>15,000</u>
740 Machinery and Equipment	0	0	0
<i>Capital Outlay</i>	<u>0</u>	<u>0</u>	<u>0</u>
Tax Assessor-Collector	<u>558,596</u>	<u>624,557</u>	<u>639,280</u>

**SAN PATRICIO COUNTY, TEXAS
GENERAL FUND
BUDGET 2021**

	2019 <u>ACTUAL</u>	2020 <u>ESTIMATE</u>	2021 <u>BUDGET</u>
546	<i>Auto Registration</i>		
110	\$ 279,844	\$ 299,667	\$ 304,593
115	0	0	0
190	1,509	1,705	2,245
195	2,188	1,006	1,000
210	93,120	88,233	85,107
220	20,827	22,838	23,550
230	31,586	36,881	35,309
250	482	431	1,077
260	553	660	738
	<u>430,108</u>	<u>451,421</u>	<u>453,619</u>
	<i>Personal Services</i>		
312	0	125	250
330	172	0	184
434	0	150	300
442	1,697	688	3,500
520	1,524	1,950	1,950
530	0	0	0
538	6,922	18,139	11,000
580	803	1,401	2,000
598	6,627	6,627	0
	<u>17,744</u>	<u>29,080</u>	<u>19,184</u>
	<i>Other Services and Charges</i>		
610	590	690	1,000
650	0	0	0
	<u>590</u>	<u>690</u>	<u>1,000</u>
	<i>Supplies</i>		
740	0	0	0
	<u>0</u>	<u>0</u>	<u>0</u>
	<i>Capital Outlay</i>		
	<u>448,443</u>	<u>481,191</u>	<u>473,803</u>
	<i>Auto Registration</i>		
548	<i>Central Appraisal District</i>		
326	635,648	643,148	615,000
	<u>635,648</u>	<u>643,148</u>	<u>615,000</u>
	<i>Other Services and Charges</i>		
	<u>635,648</u>	<u>643,148</u>	<u>615,000</u>
	<i>Central Appraisal District</i>		
	<u>635,648</u>	<u>643,148</u>	<u>615,000</u>
	<i>FINANCIAL ADMINISTRATION</i>		
	<u>2,762,580</u>	<u>2,927,829</u>	<u>3,070,679</u>

**SAN PATRICIO COUNTY, TEXAS
GENERAL FUND
BUDGET 2021**

	2019 <u>ACTUAL</u>	2020 <u>ESTIMATE</u>	2021 <u>BUDGET</u>
580	<i>Buildings & Yards - Admin</i>		
110	\$ 164,316	\$ 180,008	\$ 170,316
115	0	0	0
185	2,400	2,400	2,400
190	1,200	1,335	1,581
195	2,455	898	2,000
210	36,382	33,016	30,948
220	12,710	14,693	13,487
230	19,074	23,638	20,221
250	291	276	618
260	4,384	4,347	5,835
	<u>243,212</u>	<u>260,611</u>	<u>247,406</u>
	<i>Personal Services</i>		
432	1,872	3,257	2,500
434	911	2,526	5,000
520	3,446	4,000	4,000
530	456	365	500
540	0	150	300
580	0	0	0
598	14,785	4,036	3,500
	<u>21,471</u>	<u>14,334</u>	<u>15,800</u>
	<i>Other Services and Charges</i>		
602	400	55	250
604	690	427	600
610	4,701	1,035	2,000
626	6,908	4,989	7,500
627	748	250	500
650	0	1,000	2,000
698	0	0	0
	<u>13,447</u>	<u>7,756</u>	<u>12,850</u>
	<i>Supplies</i>		
740	9,937	0	0
	<u>9,937</u>	<u>0</u>	<u>0</u>
	<i>Capital Outlay</i>		
	<u>288,067</u>	<u>282,701</u>	<u>276,056</u>
	<i>Buildings & Yards - Admin</i>		

**SAN PATRICIO COUNTY, TEXAS
GENERAL FUND
BUDGET 2021**

	2019 <u>ACTUAL</u>	2020 <u>ESTIMATE</u>	2021 <u>BUDGET</u>
582			
<i>Courthouse</i>			
110	\$ 180,139	\$ 209,524	\$ 198,706
115	0	0	0
185	600	600	600
190	1,832	1,977	2,331
195	2,295	2,272	2,000
210	51,652	54,006	53,385
220	13,194	15,871	15,578
230	20,594	27,319	23,356
250	347	345	712
260	4,591	4,639	6,739
	<u>275,243</u>	<u>316,553</u>	<u>303,407</u>
330	258	0	150
336	2,410	0	0
410	75,070	64,134	80,000
424	0	0	0
430	24,731	30,000	70,000
432	0	828	1,500
434	33,033	32,332	25,000
442	0	0	0
450	30,000	59,620	0
520	49,720	55,000	55,000
530	2,741	2,368	3,000
538	185	50	100
540	0	0	0
598	5,313	4,239	5,000
	<u>223,461</u>	<u>248,571</u>	<u>239,750</u>
602	940	1,576	3,000
604	1,863	1,785	3,000
608	0	1,148	1,000
610	20,310	10,347	20,000
626	3,838	2,319	3,000
627	92	250	500
650	0	0	0
698	0	0	0
	<u>27,042</u>	<u>17,425</u>	<u>30,500</u>
740	0	0	0
	<u>0</u>	<u>0</u>	<u>0</u>
<i>Courthouse</i>	<u>525,747</u>	<u>582,549</u>	<u>573,657</u>

**SAN PATRICIO COUNTY, TEXAS
GENERAL FUND
BUDGET 2021**

	2019 <u>ACTUAL</u>	2020 <u>ESTIMATE</u>	2021 <u>BUDGET</u>
584	<i>Plymouth Courthouse Annex</i>		
110	\$ 27,014	\$ 30,234	\$ 28,514
190	204	242	277
195	671	136	500
210	8,691	7,888	7,737
220	1,966	2,321	2,241
230	3,107	3,880	3,359
250	47	45	103
260	674	732	970
	<u>42,375</u>	<u>45,478</u>	<u>43,701</u>
	<i>Personal Services</i>		
336	0	2,500	0
410	28,036	23,446	35,000
424	0	0	0
430	1,737	55,000	25,000
434	7,048	10,823	20,000
450	0	0	0
520	8,227	9,500	9,500
530	2,346	2,117	2,360
598	2,636	2,393	3,000
	<u>50,031</u>	<u>105,779</u>	<u>94,860</u>
	<i>Other Services and Charges</i>		
602	326	807	1,500
604	702	784	1,500
608	0	0	500
610	5,476	1,317	6,500
626	264	86	500
650	0	0	0
698	0	0	0
	<u>6,768</u>	<u>2,994</u>	<u>10,500</u>
	<i>Supplies</i>		
740	0	0	0
	<u>0</u>	<u>0</u>	<u>0</u>
	<i>Capital Outlay</i>		
	<u>99,174</u>	<u>154,251</u>	<u>149,061</u>
	<i>Plymouth Courthouse Annex</i>		

**SAN PATRICIO COUNTY, TEXAS
GENERAL FUND
BUDGET 2021**

	2019 <u>ACTUAL</u>	2020 <u>ESTIMATE</u>	2021 <u>BUDGET</u>
586 Law Enforcement Center			
110 Regular Employees	\$ 62,143	\$ 69,452	\$ 65,424
185 Phone Allowance	600	600	600
190 Longevity Pay	257	324	401
195 Overtime	1,439	318	2,000
210 Group Insurance	18,191	16,508	15,474
220 Social Security Taxes	4,300	5,210	5,234
230 Retirement Contributions	7,178	9,102	7,848
250 Unemployment Insurance	110	106	240
260 Workers' Compensation Ins	1,687	1,706	2,264
<i>Personal Services</i>	<u>95,904</u>	<u>103,326</u>	<u>99,485</u>
330 Pre-Employment Physicals	0	0	150
410 Utilities	177,833	162,792	170,000
430 Building Repairs/Maint	2,982	15,797	40,000
432 Vehicle Repairs/Maint	445	295	500
434 Equipment Repairs/Maint	161,529	230,125	155,000
520 Insurance/Bond Premiums	45,488	50,000	50,000
598 Misc Services & Charges	6,358	5,657	4,000
<i>Other Services and Charges</i>	<u>394,636</u>	<u>464,666</u>	<u>419,650</u>
602 Repair Materials	399	1,000	2,000
604 Repair Parts	2,123	3,004	5,000
610 General Supplies	5,780	3,880	6,500
626 Fuel, Oil, Lubricants	948	321	2,000
627 Automotive Supplies	7	0	0
698 Other Supplies	0	0	0
<i>Supplies</i>	<u>9,258</u>	<u>8,205</u>	<u>15,500</u>
Law Enforcement Center	<u>499,798</u>	<u>576,197</u>	<u>534,635</u>
588 Aransas Pass 225 W. Wheeler			
110 Regular Employees	\$ 14,246	\$ 15,523	\$ 15,247
190 Longevity Pay	236	270	398
195 Overtime	74	103	0
210 Group Insurance	4,392	4,157	7,737
220 Social Security Taxes	1,113	1,274	1,197
230 Retirement Contributions	1,622	1,995	1,794
250 Unemployment Insurance	49	44	55
260 Workers' Compensation Ins	356	391	518
<i>Personal Services</i>	<u>22,088</u>	<u>23,757</u>	<u>26,946</u>
410 Utilities	8,828	5,159	11,000
430 Building Repairs/Maint	102	2,762	5,000
434 Equipment Repairs/Maint	400	2,500	5,000
520 Insurance/Bond Premiums	1,638	2,000	2,100
598 Misc Services & Charges	5,863	978	1,500
<i>Other Services and Charges</i>	<u>16,831</u>	<u>13,399</u>	<u>24,600</u>
602 Repair Materials	0	106	150
604 Repair Parts	26	75	150
608 Signage	0	0	200
610 General Supplies	1,206	887	1,500
<i>Supplies</i>	<u>1,232</u>	<u>1,068</u>	<u>2,000</u>
Aransas Pass 225 W. Wheeler	<u>40,152</u>	<u>38,224</u>	<u>53,546</u>

**SAN PATRICIO COUNTY, TEXAS
GENERAL FUND
BUDGET 2021**

		2019 <u>ACTUAL</u>	2020 <u>ESTIMATE</u>	2021 <u>BUDGET</u>
589	<i>Aransas Pass 1212 W. Wheeler</i>			
410	Utilities	\$ 3,344	\$ 2,906	\$ 5,000
423	Janitorial Service	0	0	0
424	Grounds Maintenance	0	0	0
430	Building Repairs/Maint	2,201	1,289	2,500
434	Equipment Repairs/Maint	628	1,250	2,500
450	Construction Services	0	0	0
520	Insurance/Bond Premiums	0	2,000	2,000
530	Telephone	0	0	0
598	Misc Services & Charges	678	731	1,000
	<i>Other Services and Charges</i>	<u>6,850</u>	<u>8,176</u>	<u>13,000</u>
602	Repair Materials	99	80	150
604	Repair Parts	0	75	150
608	Signage	0	0	200
610	General Supplies	107	500	1,000
650	NCO Furniture/Equipment	0	0	0
698	Other Supplies	0	0	0
	<i>Supplies</i>	<u>206</u>	<u>655</u>	<u>1,500</u>
740	Machinery and Equipment	0	0	0
	<i>Capital Outlay</i>	<u>0</u>	<u>0</u>	<u>0</u>
	<i>Aransas Pass 1212 W. Wheeler</i>	<u>7,056</u>	<u>8,831</u>	<u>14,500</u>
590	<i>Mathis Annex</i>			
110	Regular Employees	\$ 14,294	15,345	15,400
115	Temporary Employees	0	0	0
190	Longevity Pay	263	281	299
220	Social Security Taxes	1,114	1,224	1,201
230	Retirement Contributions	1,622	1,916	1,801
250	Unemployment Insurance	25	22	55
260	Workers' Compensation Ins	358	395	520
	<i>Personal Services</i>	<u>17,674</u>	<u>19,183</u>	<u>19,276</u>
336	Engineering/Architectural	0	1,500	3,000
410	Utilities	15,125	13,109	18,000
430	Building Repairs/Maint	752	58,708	5,000
434	Equipment Repairs/Maint	0	7,200	8,000
520	Insurance/Bond Premiums	2,135	3,150	3,150
598	Misc Services & Charges	780	803	1,000
	<i>Other Services and Charges</i>	<u>18,792</u>	<u>82,970</u>	<u>38,150</u>
602	Repair Materials	0	150	300
604	Repair Parts	21	125	250
608	Signage	0	0	200
610	General Supplies	1,488	1,086	2,000
650	NCO Furniture/Equipment	0	0	0
698	Other Supplies	0	0	0
	<i>Supplies</i>	<u>1,509</u>	<u>1,361</u>	<u>2,750</u>
740	Machinery and Equipment	0	0	0
	<i>Capital Outlay</i>	<u>0</u>	<u>0</u>	<u>0</u>
	<i>Mathis Annex</i>	<u>37,975</u>	<u>103,514</u>	<u>60,176</u>

**SAN PATRICIO COUNTY, TEXAS
GENERAL FUND
BUDGET 2021**

		2019 <u>ACTUAL</u>	2020 <u>ESTIMATE</u>	2021 <u>BUDGET</u>
592	<i>Portland Annex</i>			
110	Regular Employees	\$ 13,270	\$ 13,770	\$ 9,882
115	Temporary Employees	0	0	0
190	Longevity Pay	108	108	396
195	Overtime	0	0	0
210	Group Insurance	0	0	0
220	Social Security Taxes	1,023	1,138	786
230	Retirement Contributions	1,490	1,783	1,179
250	Unemployment Insurance	23	21	36
260	Workers' Compensation Ins	336	344	340
	<i>Personal Services</i>	<u>16,250</u>	<u>17,164</u>	<u>12,619</u>
410	Utilities	7,528	6,237	8,250
430	Building Repairs/Maint	419	2,673	5,000
434	Equipment Repairs/Maint	0	1,500	3,000
520	Insurance/Bond Premiums	1,688	2,800	2,800
598	Misc Services & Charges	839	660	1,000
	<i>Other Services and Charges</i>	<u>10,474</u>	<u>13,870</u>	<u>20,050</u>
602	Repair Materials	77	100	200
604	Repair Parts	0	100	300
608	Signage	0	0	200
610	General Supplies	2,390	844	1,500
	<i>Supplies</i>	<u>2,467</u>	<u>1,044</u>	<u>2,200</u>
	<i>Portland Annex</i>	<u>29,191</u>	<u>32,078</u>	<u>34,869</u>
594	<i>Ingleside Health Clinic</i>			
110	Regular Employees	\$ 14,246	14,747	15,247
190	Longevity Pay	0	0	506
195	Overtime	0	0	0
210	Group Insurance	4,299	3,708	7,737
220	Social Security Taxes	1,090	1,128	1,205
230	Retirement Contributions	1,587	1,767	1,806
250	Unemployment Insurance	0	0	55
260	Workers' Compensation Ins	358	391	522
	<i>Personal Services</i>	<u>21,580</u>	<u>21,741</u>	<u>27,078</u>
410	Utilities	6,345	4,488	6,500
430	Building Repairs/Maint	0	2,500	5,000
434	Equipment Repairs/Maint	6	1,500	3,000
520	Insurance/Bond Premiums	1,300	2,000	2,000
598	Misc Services & Charges	633	600	1,000
	<i>Other Services and Charges</i>	<u>8,285</u>	<u>11,088</u>	<u>17,500</u>
602	Repair Materials	20	125	250
604	Repair Parts	57	125	250
608	Signage	0	0	200
610	General Supplies	164	513	1,000
	<i>Supplies</i>	<u>241</u>	<u>763</u>	<u>1,700</u>
	<i>Ingleside Health Clinic</i>	<u>30,106</u>	<u>33,592</u>	<u>46,278</u>

**SAN PATRICIO COUNTY, TEXAS
GENERAL FUND
BUDGET 2021**

	2019 <u>ACTUAL</u>	2020 <u>ESTIMATE</u>	2021 <u>BUDGET</u>
596	<i>Harville Rd. Annex</i>		
410	\$ 1,073	\$ 713	\$ 1,200
430	561	2,700	3,000
434	0	3,150	3,500
450	0	0	0
520	788	1,300	1,300
530	0	650	1,300
598	946	1,351	2,000
	<u>3,367</u>	<u>9,864</u>	<u>12,300</u>
602	329	125	250
604	42	162	250
608	0	0	200
610	265	500	1,000
	<u>636</u>	<u>787</u>	<u>1,700</u>
	<u>4,003</u>	<u>10,651</u>	<u>14,000</u>
598	<i>Restitution Center</i>		
336	2,159	30,000	30,000
430	3,998	455,000	35,000
434	6,730	20,266	22,500
450	67,294	0	0
520	6,942	8,000	7,500
598	52	910	1,500
	<u>87,175</u>	<u>514,176</u>	<u>96,500</u>
602	735	615	1,000
604	1,655	874	1,500
610	1,232	1,790	3,500
626	0	422	300
	<u>3,622</u>	<u>3,701</u>	<u>6,300</u>
	<u>90,797</u>	<u>517,877</u>	<u>102,800</u>
600	<i>Market St. Annex</i>		
410	\$ 11,773	9,850	12,000
430	3,607	13,613	15,000
434	2,477	9,000	10,000
520	3,025	5,000	5,000
598	532	600	1,800
	<u>21,415</u>	<u>38,063</u>	<u>43,800</u>
602	64	208	200
604	88	71	250
610	2,157	1,182	2,000
	<u>2,309</u>	<u>1,461</u>	<u>2,450</u>
	<u>23,724</u>	<u>39,524</u>	<u>46,250</u>

**SAN PATRICIO COUNTY, TEXAS
GENERAL FUND
BUDGET 2021**

	2019 <u>ACTUAL</u>	2020 <u>ESTIMATE</u>	2021 <u>BUDGET</u>
602 Vineyard St. Annex			
110 Regular Employees	\$ 0	\$ 0	\$ 0
190 Longevity Pay	0	0	0
195 Overtime	0	0	4,000
210 Group Insurance	0	0	1,238
220 Social Security Taxes	0	0	306
230 Retirement Contributions	0	0	459
250 Unemployment Insurance	0	0	14
260 Workers' Compensation Ins	105	103	132
<i>Personal Services</i>	<u>105</u>	<u>103</u>	<u>6,149</u>
410 Utilities	7,187	5,512	7,500
430 Building Repairs/Maint	3,648	2,220	3,000
434 Equipment Repairs/Maint	0	2,500	5,000
520 Insurance/Bond Premiums	2,826	4,800	4,800
598 Misc Services & Charges	496	688	1,500
<i>Other Services and Charges</i>	<u>14,157</u>	<u>15,720</u>	<u>21,800</u>
602 Repair Materials	128	125	250
604 Repair Parts	190	152	300
610 General Supplies	1,323	337	650
650 NCO Furniture/Equipment	0	0	0
<i>Supplies</i>	<u>1,641</u>	<u>614</u>	<u>1,200</u>
740 Machinery and Equipment	0	0	0
<i>Capital Outlay</i>	<u>0</u>	<u>0</u>	<u>0</u>
Vineyard St. Annex	<u>15,904</u>	<u>16,437</u>	<u>29,149</u>
604 San Patricio County Annex			
410 Utilities	5,847	5,060	6,500
430 Building Repairs/Maint	40	25,477	3,000
434 Equipment Repairs/Maint	0	2,500	5,000
520 Insurance/Bond Premiums	771	2,000	2,000
598 Misc Services & Charges	1,029	1,198	1,000
<i>Other Services and Charges</i>	<u>7,687</u>	<u>36,235</u>	<u>17,500</u>
602 Repair Materials	8	131	250
604 Repair Parts	59	125	250
608 Signage	0	150	300
610 General Supplies	641	623	1,000
698 Other Supplies	0	0	0
<i>Supplies</i>	<u>709</u>	<u>1,029</u>	<u>1,800</u>
740 Machinery and Equipment	0	0	0
<i>Capital Outlay</i>	<u>0</u>	<u>0</u>	<u>0</u>
San Patricio County Annex	<u>8,395</u>	<u>37,264</u>	<u>19,300</u>

**SAN PATRICIO COUNTY, TEXAS
GENERAL FUND
BUDGET 2021**

	2019 <u>ACTUAL</u>	2020 <u>ESTIMATE</u>	2021 <u>BUDGET</u>
606	<i>East Market St. Annex</i>		
410	\$ 1,931	\$ 1,627	\$ 2,000
421	0	50	100
424	0	50	100
430	371	13,000	13,000
434	0	2,500	5,000
520	600	1,000	1,000
598	775	660	1,500
	<u>3,677</u>	<u>18,887</u>	<u>22,700</u>
602	26	125	250
604	29	125	250
608	0	0	0
610	150	538	1,000
698	0	0	0
	<u>205</u>	<u>788</u>	<u>1,500</u>
740	0	0	0
	<u>0</u>	<u>0</u>	<u>0</u>
	<u>3,882</u>	<u>19,675</u>	<u>24,200</u>
608	<i>Odem Annex</i>		
410	2,714	2,603	2,500
421	0	0	0
424	0	0	0
430	125	1,250	2,500
434	0	2,500	2,500
520	6	1,000	1,000
598	633	816	1,000
	<u>3,478</u>	<u>8,169</u>	<u>9,500</u>
602	9	100	200
604	0	100	200
608	0	0	0
610	98	515	1,000
698	0	0	0
	<u>107</u>	<u>715</u>	<u>1,400</u>
740	0	0	0
	<u>0</u>	<u>0</u>	<u>0</u>
	<u>3,585</u>	<u>8,884</u>	<u>10,900</u>
	<u>1,707,555</u>	<u>2,462,249</u>	<u>1,989,377</u>

**SAN PATRICIO COUNTY, TEXAS
GENERAL FUND
BUDGET 2021**

	2019 <u>ACTUAL</u>	2020 <u>ESTIMATE</u>	2021 <u>BUDGET</u>
650	<i>Fire and Ambulance Service</i>		
511	237,000	\$ 280,000	\$ 280,000
512	189,000	380,000	380,000
520	175	600	600
	<u>426,175</u>	<u>660,600</u>	<u>660,600</u>
610	0	0	0
	<u>0</u>	<u>0</u>	<u>0</u>
740	0	0	0
	<u>0</u>	<u>0</u>	<u>0</u>
	<i>Fire and Ambulance Service</i>	<i>Fire and Ambulance Service</i>	<i>Fire and Ambulance Service</i>
	<u>426,175</u>	<u>660,600</u>	<u>660,600</u>
651	<i>Constable Pct. #1</i>		
101	\$ 44,081	44,081	44,081
110	0	0	0
185	780	780	780
190	216	252	288
195	0	0	0
210	9,500	8,618	7,737
220	2,961	2,971	3,454
230	5,055	5,405	5,179
250	0	0	0
260	560	819	704
290	0	0	0
	<u>63,152</u>	<u>62,926</u>	<u>62,223</u>
312	560	1,760	3,000
432	1,163	644	1,000
434	0	500	1,000
442	180	200	400
520	1,135	1,460	1,460
530	0	0	0
538	0	150	300
580	1,931	750	1,500
598	448	250	500
	<u>5,416</u>	<u>5,714</u>	<u>9,160</u>
610	0	500	1,000
626	2,723	1,398	4,000
650	0	750	1,500
	<u>2,723</u>	<u>2,648</u>	<u>6,500</u>
740	0	0	0
	<u>0</u>	<u>0</u>	<u>0</u>
	<i>Constable Pct. #1</i>	<i>Constable Pct. #1</i>	<i>Constable Pct. #1</i>
	<u>71,290</u>	<u>71,288</u>	<u>77,883</u>

**SAN PATRICIO COUNTY, TEXAS
GENERAL FUND
BUDGET 2021**

	2019 <u>ACTUAL</u>	2020 <u>ESTIMATE</u>	2021 <u>BUDGET</u>
652 <i>Constable Pct. #2</i>			
101 Elected Officials	\$ 43,669	\$ 43,669	\$ 43,669
185 Phone Allowance	780	780	780
190 Longevity Pay	432	468	504
210 Group Insurance	9,500	8,620	7,737
220 Social Security Taxes	3,433	3,436	3,439
230 Retirement Contributions	5,000	5,381	5,156
260 Workers' Compensation Ins	557	822	701
290 Other Employee Benefits	0	0	0
<i>Personal Services</i>	<u>63,371</u>	<u>63,176</u>	<u>61,986</u>
312 Conference and Assoc Dues	260	500	1,000
432 Vehicle Repairs/Maint	957	1,000	2,000
434 Equipment Repairs/Maint	0	250	500
442 Vehicle/Equipment Rental	180	200	400
520 Insurance/Bond Premiums	962	1,200	1,200
530 Telephone	0	0	0
538 Postage	0	50	100
580 Travel	1,040	750	1,500
598 Misc Services & Charges	0	100	200
<i>Other Services and Charges</i>	<u>3,399</u>	<u>4,050</u>	<u>6,900</u>
610 General Supplies	111	500	1,000
626 Fuel, Oil, Lubricants	0	400	800
627 Automotive Supplies	0	250	500
650 NCO Furniture/Equipment	2,169	0	0
<i>Supplies</i>	<u>2,280</u>	<u>1,150</u>	<u>2,300</u>
740 Machinery and Equipment	0	0	0
<i>Capital Outlay</i>	<u>0</u>	<u>0</u>	<u>0</u>
 <i>Constable Pct. #2</i>	<u>69,050</u>	<u>68,376</u>	<u>71,186</u>

**SAN PATRICIO COUNTY, TEXAS
GENERAL FUND
BUDGET 2021**

	2019 <u>ACTUAL</u>	2020 <u>ESTIMATE</u>	2021 <u>BUDGET</u>
654 Constable Pct. #4			
101 Elected Officials	\$ 43,669	\$ 43,669	\$ 43,669
110 Regular Employees	0	0	0
185 Phone Allowance	780	780	780
190 Longevity Pay	420	456	493
210 Group Insurance	8,691	7,888	7,737
220 Social Security Taxes	3,432	3,435	3,438
230 Retirement Contributions	4,998	5,380	5,155
250 Unemployment Insurance	0	0	0
260 Workers' Compensation Ins	557	822	701
290 Other Employee Benefits	0	0	0
<i>Personal Services</i>	<u>62,548</u>	<u>62,430</u>	<u>61,973</u>
312 Conference and Assoc Dues	15	160	200
432 Vehicle Repairs/Maint	0	759	3,000
434 Equipment Repairs/Maint	0	500	1,000
442 Vehicle/Equipment Rental	180	0	0
520 Insurance/Bond Premiums	1,244	1,262	1,262
530 Telephone	1,056	717	2,000
538 Postage	318	6	500
580 Travel	0	500	1,000
598 Misc Services & Charges	0	1,000	2,000
<i>Other Services and Charges</i>	<u>2,813</u>	<u>4,904</u>	<u>10,962</u>
610 General Supplies	2,316	905	2,500
626 Fuel, Oil, Lubricants	740	481	1,500
627 Automotive Supplies	84	1,500	3,000
650 NCO Furniture/Equipment	0	750	1,500
<i>Supplies</i>	<u>3,140</u>	<u>3,636</u>	<u>8,500</u>
740 Machinery and Equipment	0	0	0
<i>Capital Outlay</i>	<u>0</u>	<u>0</u>	<u>0</u>
Constable Pct. #4	<u>68,501</u>	<u>70,970</u>	<u>81,435</u>

**SAN PATRICIO COUNTY, TEXAS
GENERAL FUND
BUDGET 2021**

	2019 <u>ACTUAL</u>	2020 <u>ESTIMATE</u>	2021 <u>BUDGET</u>
655 <i>Constable Pct. #5</i>			
101 Elected Officials	\$ 43,669	\$ 43,669	\$ 43,669
110 Regular Employees	0	0	0
185 Phone Allowance	780	780	780
190 Longevity Pay	498	528	402
210 Group Insurance	8,691	7,886	7,737
220 Social Security Taxes	3,438	3,441	3,431
230 Retirement Contributions	5,007	5,388	5,144
250 Unemployment Insurance	0	0	0
260 Workers' Compensation Ins	556	822	700
290 Other Employee Benefits	0	0	0
<i>Personal Services</i>	<u>62,639</u>	<u>62,514</u>	<u>61,863</u>
312 Conference and Assoc Dues	0	60	100
432 Vehicle Repairs/Maint	2,073	848	2,000
434 Equipment Repairs/Maint	0	600	1,200
442 Vehicle/Equipment Rental	180	180	360
520 Insurance/Bond Premiums	865	1,000	1,000
530 Telephone	0	0	0
538 Postage	0	132	200
580 Travel	483	250	500
598 Misc Services & Charges	25	250	500
<i>Other Services and Charges</i>	<u>3,626</u>	<u>3,320</u>	<u>5,860</u>
610 General Supplies	3	350	700
626 Fuel, Oil, Lubricants	1,549	902	2,000
627 Automotive Supplies	236	500	1,000
650 NCO Furniture/Equipment	0	0	0
<i>Supplies</i>	<u>1,789</u>	<u>1,752</u>	<u>3,700</u>
740 Machinery and Equipment	0	0	0
<i>Capital Outlay</i>	<u>0</u>	<u>0</u>	<u>0</u>
 <i>Constable Pct. #5</i>	<u>68,054</u>	<u>67,586</u>	<u>71,423</u>

**SAN PATRICIO COUNTY, TEXAS
GENERAL FUND
BUDGET 2021**

	2019 <u>ACTUAL</u>	2020 <u>ESTIMATE</u>	2021 <u>BUDGET</u>
656 <i>Constable Pct. #6</i>			
101 Elected Officials	\$ 43,669	\$ 43,669	\$ 43,669
185 Phone Allowance	780	780	780
190 Longevity Pay	72	108	537
210 Group Insurance	9,500	8,620	7,737
220 Social Security Taxes	3,057	3,077	3,441
230 Retirement Contributions	4,960	5,338	5,160
260 Workers' Compensation Ins	557	822	702
290 Other Employee Benefits	0	0	0
<i>Personal Services</i>	<u>62,595</u>	<u>62,414</u>	<u>62,026</u>
312 Conference and Assoc Dues	335	250	500
432 Vehicle Repairs/Maint	297	1,250	2,500
434 Equipment Repairs/Maint	0	250	500
442 Vehicle/Equipment Rental	180	250	500
520 Insurance/Bond Premiums	1,063	1,000	1,000
530 Telephone	0	0	150
538 Postage	19	100	225
580 Travel	652	1,000	2,000
598 Misc Services & Charges	0	500	1,000
<i>Other Services and Charges</i>	<u>2,547</u>	<u>4,600</u>	<u>8,375</u>
610 General Supplies	616	750	1,500
626 Fuel, Oil, Lubricants	1,120	2,629	2,500
627 Automotive Supplies	0	250	500
650 NCO Furniture/Equipment <i>Supplies</i>	<u>2,339</u> <u>4,075</u>	<u>1,250</u> <u>4,879</u>	<u>2,500</u> <u>7,000</u>
740 Machinery and Equipment <i>Capital Outlay</i>	<u>0</u> <u>0</u>	<u>0</u> <u>0</u>	<u>0</u> <u>0</u>
 <i>Constable Pct. #6</i>	<u>69,218</u>	<u>71,893</u>	<u>77,401</u>

**SAN PATRICIO COUNTY, TEXAS
GENERAL FUND
BUDGET 2021**

	2019 <u>ACTUAL</u>	2020 <u>ESTIMATE</u>	2021 <u>BUDGET</u>
658 <i>Constable Pct. #8</i>			
101 Elected Officials	\$ 43,669	\$ 43,669	\$ 43,669
110 Regular Employees	0	0	0
185 Phone Allowance	780	780	780
190 Longevity Pay	720	720	720
210 Group Insurance	8,691	7,888	7,737
220 Social Security Taxes	3,456	3,456	3,455
230 Retirement Contributions	5,032	5,411	5,181
260 Workers' Compensation Ins	561	822	705
290 Other Employee Benefits	0	0	0
<i>Personal Services</i>	<u>62,908</u>	<u>62,746</u>	<u>62,247</u>
312 Conference and Assoc Dues	60	560	1,000
432 Vehicle Repairs/Maint	1,788	1,551	3,044
434 Equipment Repairs/Maint	215	300	600
441 Building/Office Rental	3,500	3,840	4,400
442 Vehicle/Equipment Rental	613	500	1,000
520 Insurance/Bond Premiums	965	650	650
530 Telephone	325	365	456
538 Postage	282	569	150
580 Travel	0	500	1,000
598 Misc Services & Charges	162	320	500
<i>Other Services and Charges</i>	<u>7,910</u>	<u>9,155</u>	<u>12,800</u>
610 General Supplies	49	500	1,000
626 Fuel, Oil, Lubricants	1,749	716	2,000
627 Automotive Supplies	0	250	500
650 NCO Furniture/Equipment	1,585	500	1,000
<i>Supplies</i>	<u>3,384</u>	<u>1,966</u>	<u>4,500</u>
740 Machinery and Equipment	0	0	0
<i>Capital Outlay</i>	<u>0</u>	<u>0</u>	<u>0</u>
 <i>Constable Pct. #8</i>	<u>74,202</u>	<u>73,867</u>	<u>79,547</u>

**SAN PATRICIO COUNTY, TEXAS
GENERAL FUND
BUDGET 2021**

	2019 <u>ACTUAL</u>	2020 <u>ESTIMATE</u>	2021 <u>BUDGET</u>
660 County Sheriff			
101 Elected Officials	\$ 85,574	\$ 85,574	\$ 85,574
110 Regular Employees	3,100,394	3,363,637	3,259,393
185 Phone Allowance	41,970	40,378	41,760
190 Longevity Pay	31,108	31,314	39,145
195 Overtime	241,904	342,505	80,000
210 Group Insurance	545,024	480,357	541,590
220 Social Security Taxes	260,307	308,674	268,198
230 Retirement Contributions	390,020	496,139	402,124
250 Unemployment Insurance	5,914	5,798	11,965
260 Workers' Compensation Ins	36,363	36,720	46,545
<i>Personal Services</i>	<u>4,738,578</u>	<u>5,191,096</u>	<u>4,776,294</u>
312 Conference and Assoc Dues	2,425	2,780	7,000
330 Pre-Employment Physicals	979	778	2,500
335 Hospital/Medical Services	1,182	3,500	7,000
341 Other Professional Services	175	500	1,000
410 Utilities	7,626	7,793	8,000
430 Building Repairs/Maint	640	2,500	5,000
432 Vehicle Repairs/Maint	71,339	45,542	73,000
434 Equipment Repairs/Maint	4,513	22,523	20,000
442 Vehicle/Equipment Rental	19,803	6,337	4,000
460 Software License/Support	8,864	8,707	12,000
520 Insurance/Bond Premiums	85,718	85,000	85,000
530 Telephone	9,609	9,524	13,000
538 Postage	19,701	14,614	23,000
540 Public Notices	0	1,500	3,000
580 Travel	4,665	5,462	8,000
597 Investigative Expense	925	500	1,000
598 Misc Services & Charges	7,193	10,189	18,000
<i>Other Services and Charges</i>	<u>245,355</u>	<u>227,749</u>	<u>290,500</u>
604 Repair Parts	3,405	4,977	4,000
610 General Supplies	20,941	39,114	40,000
626 Fuel, Oil, Lubricants	199,581	143,883	200,000
627 Automotive Supplies	32,036	31,262	50,000
650 NCO Furniture/Equipment	14,494	28,618	30,000
698 Other Supplies	2,651	21,598	20,000
<i>Supplies</i>	<u>273,108</u>	<u>269,452</u>	<u>344,000</u>
740 Machinery and Equipment	<u>304,020</u>	<u>1,375,000</u>	<u>975,000</u>
<i>Capital Outlay</i>	<u>304,020</u>	<u>1,375,000</u>	<u>975,000</u>
County Sheriff	<u>5,561,061</u>	<u>7,063,297</u>	<u>6,385,794</u>

**SAN PATRICIO COUNTY, TEXAS
GENERAL FUND
BUDGET 2021**

	2019 <u>ACTUAL</u>	2020 <u>ESTIMATE</u>	2021 <u>BUDGET</u>
662 Highway Patrol			
312 Conference and Assoc Dues	\$ 0	\$ 0	\$ 0
330 Pre-Employment Physicals	0	0	0
434 Equipment Repairs/Maint	0	500	1,000
442 Vehicle/Equipment Rental	2,070	4,140	5,000
520 Insurance/Bond Premiums	6	6	0
530 Telephone	0	0	0
538 Postage	0	0	0
598 Misc Services & Charges	0	0	0
<i>Other Services and Charges</i>	<u>2,076</u>	<u>4,646</u>	<u>6,000</u>
610 General Supplies	228	750	1,500
650 NCO Furniture/Equipment <i>Supplies</i>	<u>0</u>	<u>0</u>	<u>0</u>
	<u>228</u>	<u>750</u>	<u>1,500</u>
720 Buildings	0	0	0
740 Machinery and Equipment <i>Capital Outlay</i>	<u>0</u>	<u>0</u>	<u>0</u>
	<u>0</u>	<u>0</u>	<u>0</u>
Highway Patrol	<u>2,303</u>	<u>5,396</u>	<u>7,500</u>
664 PSAP Coordinator/E911			
110 Regular Employees	\$ 38,996	42,827	40,496
185 Phone Allowance	780	780	780
190 Longevity Pay	426	462	831
195 Overtime	623	1,547	500
210 Group Insurance	8,691	7,888	7,737
220 Social Security Taxes	3,018	3,524	3,259
230 Retirement Contributions	4,548	5,682	4,887
250 Unemployment Insurance	69	66	149
260 Workers' Compensation Ins	79	90	102
<i>Personal Services</i>	<u>57,231</u>	<u>62,866</u>	<u>58,741</u>
312 Conference and Assoc Dues	142	2,000	4,000
330 Pre-Employment Physicals	0	0	0
432 Vehicle Repairs/Maint	122	993	2,000
520 Insurance/Bond Premiums	139	125	250
530 Telephone	0	250	500
538 Postage	53	16	100
540 Public Notices	0	50	100
580 Travel	0	2,500	5,000
598 Misc Services & Charges	0	500	1,000
<i>Other Services and Charges</i>	<u>457</u>	<u>6,434</u>	<u>12,950</u>
610 General Supplies	1,735	9,533	8,000
626 Fuel, Oil, Lubricants	360	1,500	3,000
627 Automotive Supplies	200	500	1,000
650 NCO Furniture/Equipment <i>Supplies</i>	<u>4,389</u>	<u>2,500</u>	<u>5,000</u>
	<u>6,684</u>	<u>14,033</u>	<u>17,000</u>
740 Machinery and Equipment <i>Capital Outlay</i>	<u>0</u>	<u>0</u>	<u>0</u>
	<u>0</u>	<u>0</u>	<u>0</u>
PSAP Coordinator/E911	<u>64,372</u>	<u>83,333</u>	<u>88,691</u>

**SAN PATRICIO COUNTY, TEXAS
GENERAL FUND
BUDGET 2021**

	2019 <u>ACTUAL</u>	2020 <u>ESTIMATE</u>	2021 <u>BUDGET</u>
680			
Corrections			
110 Regular Employees	\$ 1,903,236	\$ 2,073,456	\$ 2,057,051
115 Temporary Employees	0	0	0
185 Phone Allowance	4,358	4,813	3,360
190 Longevity Pay	12,989	13,811	20,553
195 Overtime	169,633	112,507	30,000
210 Group Insurance	377,795	348,332	379,113
220 Social Security Taxes	156,641	186,257	161,487
230 Retirement Contributions	233,010	298,452	242,127
250 Unemployment Insurance	3,828	3,516	7,385
260 Workers' Compensation Ins	22,617	25,385	31,603
<i>Personal Services</i>	<u>2,884,106</u>	<u>3,066,529</u>	<u>2,932,679</u>
312 Conference and Assoc Dues	0	1,500	3,000
324 Administrative Costs	3,404	4,433	4,000
330 Pre-Employment Physicals	673	1,301	4,000
331 Physician Services	1,258	19,682	25,000
335 Hospital/Medical Services	49,597	49,512	50,000
337 Outpatient Hospital Svcs	8,049	2,000	4,000
338 Mobile X-Ray	11,155	15,500	20,000
341 Other Professional Services	36,146	47,534	43,000
363 Dental Care	19,081	16,586	20,000
430 Building Repairs/Maint	174,640	170,000	150,000
432 Vehicle Repairs/Maint	152	1,162	1,000
434 Equipment Repairs/Maint	15,948	21,840	25,000
442 Vehicle/Equipment Rental	8,412	5,132	15,000
512 Ambulance Service Fees	6,168	41,070	25,000
520 Insurance/Bond Premiums	25,245	26,000	30,000
540 Public Notices	109	500	1,000
580 Travel	858	2,000	4,000
586 Prisoner Transportation	18,293	14,146	8,000
598 Misc Services & Charges	6,334	6,579	10,000
<i>Other Services and Charges</i>	<u>385,521</u>	<u>446,477</u>	<u>442,000</u>
602 Repair Materials	4,976	12,229	10,000
610 General Supplies	137,269	111,375	140,000
630 Food	303,598	299,490	310,000
650 NCO Furniture/Equipment	2,044	10,527	25,000
661 Prescription Drugs	82,826	56,636	65,000
<i>Supplies</i>	<u>530,713</u>	<u>490,257</u>	<u>550,000</u>
740 Machinery and Equipment	1,362	28,000	36,000
<i>Capital Outlay</i>	<u>1,362</u>	<u>28,000</u>	<u>36,000</u>
Corrections	<u>3,801,702</u>	<u>4,031,263</u>	<u>3,960,679</u>

**SAN PATRICIO COUNTY, TEXAS
GENERAL FUND
BUDGET 2021**

	2019 <u>ACTUAL</u>	2020 <u>ESTIMATE</u>	2021 <u>BUDGET</u>
682	<i>Juvenile Detention Center</i>		
110	\$ 507,835	\$ 593,790	\$ 635,512
115	32,121	23,221	85,145
185	600	600	600
190	2,161	2,225	3,898
195	58,130	47,315	15,000
210	75,245	82,939	127,661
220	45,189	53,146	56,624
230	66,881	84,566	84,898
250	807	1,035	2,591
260	8,687	8,190	11,544
	<u>797,656</u>	<u>897,027</u>	<u>1,023,473</u>
312	859	3,632	2,000
330	1,053	492	2,600
335	18,205	15,726	25,000
341	0	2,400	2,500
342	4,475	1,820	2,000
410	22,860	18,526	25,000
430	35,565	29,710	30,500
432	5,216	717	4,000
434	8,214	5,492	10,000
442	3,179	2,719	4,000
520	12,269	14,000	14,000
530	458	763	600
538	1,192	650	2,700
580	4,197	2,010	4,000
	<u>117,741</u>	<u>98,657</u>	<u>128,900</u>
602	0	0	0
604	0	250	500
610	24,922	26,721	25,000
626	17	1,000	2,000
627	0	200	400
630	39,761	28,397	61,600
650	3,086	7,604	6,500
	<u>67,787</u>	<u>64,172</u>	<u>96,000</u>
730	0	0	0
740	0	6,500	6,500
	<u>0</u>	<u>6,500</u>	<u>6,500</u>
	<u>983,184</u>	<u>1,066,356</u>	<u>1,254,873</u>

**SAN PATRICIO COUNTY, TEXAS
GENERAL FUND
BUDGET 2021**

	2019 <u>ACTUAL</u>	2020 <u>ESTIMATE</u>	2021 <u>BUDGET</u>
690	<i>Adult/Juvenile Probation</i>		
101	\$ 34,500	\$ 34,500	\$ 34,500
210	367	314	1,161
220	2,600	2,684	2,640
230	3,900	4,202	3,955
250	0	0	0
	<u>41,367</u>	<u>41,700</u>	<u>42,256</u>
	<i>Personal Services</i>		
520	565	800	800
591	38,534	76,534	40,534
592	531,256	580,156	580,156
598	0	0	0
	<u>570,356</u>	<u>657,490</u>	<u>621,490</u>
	<i>Other Services and Charges</i>		
	<u>611,722</u>	<u>699,190</u>	<u>663,746</u>
	<i>Adult/Juvenile Probation</i>		
	<u>11,870,833</u>	<u>14,033,415</u>	<u>13,480,758</u>
	<i>PUBLIC SAFETY</i>		
700	<i>Citizen Collection Stations</i>		
410	210	172	1,000
421	102,873	105,313	110,000
424	0	1,000	2,000
432	0	0	0
434	0	0	0
442	0	0	0
450	0	0	0
520	46	130	130
	<u>103,129</u>	<u>106,615</u>	<u>113,130</u>
	<i>Other Services and Charges</i>		
740	0	0	0
	<u>0</u>	<u>0</u>	<u>0</u>
	<i>Capital Outlay</i>		
	<u>103,129</u>	<u>106,615</u>	<u>113,130</u>
	<i>Citizen Collection Stations</i>		
	<u>103,129</u>	<u>106,615</u>	<u>113,130</u>
	<i>ENVIRONMENTAL PROTECTION</i>		

**SAN PATRICIO COUNTY, TEXAS
GENERAL FUND
BUDGET 2021**

	2019 <u>ACTUAL</u>	2020 <u>ESTIMATE</u>	2021 <u>BUDGET</u>
735	<i>Health Department</i>		
102	\$ 62,241	\$ 63,241	\$ 63,741
110	0	0	0
115	0	0	0
185	0	0	0
190	0	0	0
195	0	0	0
210	0	0	0
220	4,761	4,838	4,876
230	6,934	7,576	7,311
250	106	89	223
260	116	120	147
	<u>74,157</u>	<u>75,864</u>	<u>76,298</u>
312	0	250	500
330	0	0	0
341	0	1,000	2,000
421	0	0	0
432	0	0	0
434	0	0	0
442	0	0	0
520	4,335	2,000	2,000
530	483	397	800
538	4	58	200
540	0	250	500
580	0	250	500
598	0	425	850
	<u>4,821</u>	<u>4,630</u>	<u>7,350</u>
610	0	250	500
626	0	0	0
627	0	0	0
641	0	100	200
650	0	0	0
698	5,666	250	500
	<u>5,666</u>	<u>600</u>	<u>1,200</u>
740	0	0	0
	<u>0</u>	<u>0</u>	<u>0</u>
	<u>84,645</u>	<u>81,094</u>	<u>84,848</u>
736	<i>Regional Health Awareness Board</i>		
520	0	0	0
598	0	5,250	500
	<u>0</u>	<u>5,250</u>	<u>500</u>
	<u>0</u>	<u>5,250</u>	<u>500</u>

**SAN PATRICIO COUNTY, TEXAS
GENERAL FUND
BUDGET 2021**

	2019 <u>ACTUAL</u>	2020 <u>ESTIMATE</u>	2021 <u>BUDGET</u>
737	<i>Environmental Health</i>		
110	\$ 219,685	\$ 227,956	\$ 264,249
185	2,975	3,825	4,680
190	1,352	1,881	1,801
195	2,059	1,245	2,000
210	54,942	50,211	54,159
220	15,930	17,635	20,862
230	25,204	29,273	31,282
250	396	359	955
260	456	467	682
	<u>322,999</u>	<u>332,852</u>	<u>380,670</u>
	<i>Personal Services</i>		
312	1,492	2,322	3,500
330	167	100	200
421	7,310	2,500	5,000
432	1,942	1,754	5,000
442	0	0	0
520	338	600	1,200
530	0	0	125
538	1,367	2,632	1,500
580	2,060	2,352	3,000
598	1,023	3,033	1,600
	<u>15,698</u>	<u>15,293</u>	<u>21,125</u>
	<i>Other Services and Charges</i>		
610	3,931	2,906	5,000
626	8,405	5,593	7,000
627	248	307	1,000
650	0	2,861	4,000
698	0	0	0
	<u>12,584</u>	<u>11,667</u>	<u>17,000</u>
	<i>Supplies</i>		
740	0	0	0
	<u>0</u>	<u>0</u>	<u>0</u>
	<i>Capital Outlay</i>		
	<u>351,281</u>	<u>359,812</u>	<u>418,795</u>
	<i>Environmental Health</i>		

**SAN PATRICIO COUNTY, TEXAS
GENERAL FUND
BUDGET 2021**

	2019 <u>ACTUAL</u>	2020 <u>ESTIMATE</u>	2021 <u>BUDGET</u>
742	<i>Animal Control</i>		
110	\$ 78,688	\$ 72,472	\$ 84,537
185	1,200	1,368	1,560
190	611	216	983
195	3,355	5,679	5,000
210	16,730	11,249	15,474
220	5,640	4,566	7,045
230	9,341	8,347	10,562
250	143	97	323
260	2,887	3,146	3,904
	<u>118,596</u>	<u>107,140</u>	<u>129,388</u>
	<i>Personal Services</i>		
312	1,114	1,350	2,500
322	21,595	12,228	23,000
330	86	50	100
421	0	500	1,000
432	3,276	1,755	2,500
442	360	150	300
520	921	1,350	1,350
530	0	0	60
538	373	910	600
580	2,189	1,448	2,500
598	621	584	1,000
	<u>30,535</u>	<u>20,325</u>	<u>34,910</u>
	<i>Other Services and Charges</i>		
610	1,694	881	3,000
626	3,687	2,740	6,000
627	398	84	500
650	0	2,898	1,000
698	304	500	1,000
	<u>6,083</u>	<u>7,103</u>	<u>11,500</u>
	<i>Supplies</i>		
740	24,620	0	0
	<u>24,620</u>	<u>0</u>	<u>0</u>
	<i>Capital Outlay</i>		
	<u>179,833</u>	<u>134,568</u>	<u>175,798</u>
	<i>Animal Control</i>		
756	<i>Mental Health</i>		
321	0	2,500	5,000
332	2,857	1,756	5,000
335	0	1,750	3,500
520	27	50	100
580	0	500	1,000
598	48,000	48,000	48,000
	<u>50,884</u>	<u>54,556</u>	<u>62,600</u>
	<i>Other Services and Charges</i>		
610	0	0	0
	<u>0</u>	<u>0</u>	<u>0</u>
	<i>Supplies</i>		
	<u>50,884</u>	<u>54,556</u>	<u>62,600</u>
	<i>Mental Health</i>		

**SAN PATRICIO COUNTY, TEXAS
GENERAL FUND
BUDGET 2021**

	2019 <u>ACTUAL</u>	2020 <u>ESTIMATE</u>	2021 <u>BUDGET</u>
760	<i>Indigent Health Care</i>		
110	\$ 101,215	\$ 107,564	\$ 105,723
115	0	0	0
185	600	600	600
190	1,328	1,394	1,473
195	199	303	200
210	25,422	24,396	23,211
220	7,421	8,011	8,261
230	11,512	13,558	12,387
250	176	158	378
260	191	198	248
	<u>148,063</u>	<u>156,182</u>	<u>152,481</u>
	<i>Personal Services</i>		
312	510	450	600
324	8,314	13,440	12,000
330	0	0	0
434	0	0	0
520	70	150	300
530	0	0	0
538	2,470	2,943	2,805
580	1,916	580	2,100
598	646	500	1,000
	<u>13,925</u>	<u>18,063</u>	<u>18,805</u>
	<i>Other Services and Charges</i>		
610	3,854	4,783	3,000
650	0	100	2,000
698	0	500	1,000
	<u>3,854</u>	<u>5,383</u>	<u>6,000</u>
	<i>Supplies</i>		
	<u>165,842</u>	<u>179,628</u>	<u>177,286</u>
	<i>Indigent Health Care</i>		
762	<i>Human Services</i>		
335	0	0	0
339	183,535	125,410	100,000
520	52	150	150
598	15,140	49,150	42,000
	<u>198,727</u>	<u>174,710</u>	<u>142,150</u>
	<i>Other Services and Charges</i>		
	<u>198,727</u>	<u>174,710</u>	<u>142,150</u>
	<i>Human Services</i>		
764	<i>Community Action Agency</i>		
520	19	60	60
598	0	0	0
	<u>19</u>	<u>60</u>	<u>60</u>
	<i>Other Services and Charges</i>		
630	46,000	46,000	46,000
	<u>46,000</u>	<u>46,000</u>	<u>46,000</u>
	<i>Supplies</i>		
	<u>46,019</u>	<u>46,060</u>	<u>46,060</u>
	<i>Community Action Agency</i>		
	<u>1,077,231</u>	<u>1,035,678</u>	<u>1,108,037</u>
	<i>HEALTH & WELFARE</i>		

**SAN PATRICIO COUNTY, TEXAS
GENERAL FUND
BUDGET 2021**

	2019 <u>ACTUAL</u>	2020 <u>ESTIMATE</u>	2021 <u>BUDGET</u>
780			
County Library			
110 Regular Employees	\$ 88,163	\$ 90,163	\$ 91,162
185 Phone Allowance	600	600	600
190 Longevity Pay	882	918	970
195 Overtime	371	404	800
210 Group Insurance	17,382	15,776	13,927
220 Social Security Taxes	6,790	6,946	7,155
230 Retirement Contributions	10,108	11,116	10,729
250 Unemployment Insurance	154	130	327
260 Workers' Compensation Ins	199	172	262
<i>Personal Services</i>	<u>124,648</u>	<u>126,225</u>	<u>125,932</u>
312 Conference and Assoc Dues	0	486	500
432 Vehicle Repairs/Maint	287	300	600
434 Equipment Repairs/Maint	16	50	100
520 Insurance/Bond Premiums	525	1,050	1,050
530 Telephone	0	0	0
538 Postage	61	168	100
540 Public Notices	0	0	0
580 Travel	1,423	772	2,000
598 Misc Services & Charges	26,000	27,500	26,000
<i>Other Services and Charges</i>	<u>28,312</u>	<u>30,326</u>	<u>30,350</u>
610 General Supplies	3,893	5,767	3,000
626 Fuel, Oil, Lubricants	1,001	641	1,500
627 Automotive Supplies	39	250	500
641 Books, Subscriptions	39	500	1,000
650 NCO Furniture/Equipment	0	0	0
698 Other Supplies	0	50	100
<i>Supplies</i>	<u>4,972</u>	<u>7,208</u>	<u>6,100</u>
740 Machinery and Equipment	0	0	0
<i>Capital Outlay</i>	<u>0</u>	<u>0</u>	<u>0</u>
County Library	<u>157,932</u>	<u>163,759</u>	<u>162,382</u>

**SAN PATRICIO COUNTY, TEXAS
GENERAL FUND
BUDGET 2021**

	2019 <u>ACTUAL</u>	2020 <u>ESTIMATE</u>	2021 <u>BUDGET</u>
782	County Parks		
110	\$ 122,083	\$ 94,702	\$ 134,439
185	1,800	1,200	1,800
190	449	162	770
195	1,665	562	1,030
210	32,768	25,128	30,948
220	9,822	7,571	10,561
230	14,303	12,669	15,833
250	218	148	484
260	3,345	3,316	4,569
	<u>186,454</u>	<u>145,458</u>	<u>200,434</u>
	<i>Personal Services</i>		
312	0	0	0
330	81	300	500
410	22,979	14,077	20,000
430	9,840	12,189	15,000
432	146	510	1,500
434	1,777	5,000	7,500
520	6,474	6,500	6,500
530	2,287	2,151	2,400
540	235	0	200
580	0	0	0
598	828	2,796	5,000
	<u>44,647</u>	<u>43,523</u>	<u>58,600</u>
	<i>Other Services and Charges</i>		
604	3,136	3,161	5,000
608	10	1,000	2,000
610	2,554	4,151	6,000
626	6,550	5,639	9,000
627	251	1,143	2,000
650	0	1,500	1,500
698	670	830	1,500
	<u>13,170</u>	<u>17,424</u>	<u>27,000</u>
	<i>Supplies</i>		
740	53,500	50,000	50,000
	<u>53,500</u>	<u>50,000</u>	<u>50,000</u>
	<i>Capital Outlay</i>		
	<u>297,771</u>	<u>256,405</u>	<u>336,034</u>
	County Parks		

**SAN PATRICIO COUNTY, TEXAS
GENERAL FUND
BUDGET 2021**

	2019 <u>ACTUAL</u>	2020 <u>ESTIMATE</u>	2021 <u>BUDGET</u>
784			
County Fairgrounds			
110 Regular Employees	\$ 223,666	\$ 253,865	\$ 227,377
115 Temporary Employees	3,697	12,113	22,393
185 Phone Allowance	1,200	1,200	1,200
190 Longevity Pay	665	759	1,974
195 Overtime	10,085	8,090	15,000
210 Group Insurance	61,360	56,681	54,159
220 Social Security Taxes	17,867	20,683	20,498
230 Retirement Contributions	26,659	33,002	30,734
250 Unemployment Insurance	404	386	938
260 Workers' Compensation Ins	4,359	4,517	5,867
<i>Personal Services</i>	<u>349,962</u>	<u>391,296</u>	<u>380,140</u>
312 Conference and Assoc Dues	810	1,700	3,000
330 Pre-Employment Physicals	258	150	300
410 Utilities	96,436	64,545	100,000
424 Grounds Maintenance	2,302	4,612	5,000
430 Building Repairs/Maint	37,213	74,180	100,000
432 Vehicle Repairs/Maint	669	2,515	5,000
434 Equipment Repairs/Maint	3,991	10,355	20,000
442 Vehicle/Equipment Rental	5,353	6,033	5,000
450 Construction Services	89,300	18,000	20,000
451 Sealcoating	0	500	1,000
520 Insurance/Bond Premiums	58,383	65,000	65,000
530 Telephone	0	0	0
538 Postage	124	135	1,000
540 Public Notices	3,794	2,086	6,000
550 Printing	1,951	1,800	2,400
580 Travel	42	750	1,500
598 Misc Services & Charges	23,797	9,014	12,000
<i>Other Services and Charges</i>	<u>324,422</u>	<u>261,375</u>	<u>347,200</u>
602 Repair Materials	2,165	2,056	3,000
604 Repair Parts	2,362	2,884	5,000
608 Signage	0	421	300
610 General Supplies	17,278	19,512	20,000
626 Fuel, Oil, Lubricants	5,353	3,711	5,500
627 Automotive Supplies	747	760	1,500
630 Food	5,862	3,596	5,000
650 NCO Furniture/Equipment	1,830	7,320	8,000
698 Other Supplies	0	0	0
<i>Supplies</i>	<u>35,597</u>	<u>40,260</u>	<u>48,300</u>
740 Machinery and Equipment	32,577	111,322	100,000
<i>Capital Outlay</i>	<u>32,577</u>	<u>111,322</u>	<u>100,000</u>
County Fairgrounds	<u>742,558</u>	<u>804,253</u>	<u>875,640</u>
CULTURE AND RECREATION	<u>1,198,261</u>	<u>1,224,417</u>	<u>1,374,056</u>

**SAN PATRICIO COUNTY, TEXAS
GENERAL FUND
BUDGET 2021**

	2019 <u>ACTUAL</u>	2020 <u>ESTIMATE</u>	2021 <u>BUDGET</u>
790	<i>Agricultural Ext Service</i>		
110	\$ 155,373	\$ 164,928	\$ 162,871
115	0	0	0
185	1,800	1,800	1,800
190	908	936	979
195	0	0	0
210	19,000	17,240	15,474
220	8,869	9,925	12,672
230	8,020	9,960	8,610
250	269	241	578
260	297	356	398
	<u>194,535</u>	<u>205,386</u>	<u>203,382</u>
	<i>Personal Services</i>		
312	3,728	2,150	4,000
330	0	0	61
432	480	2,334	1,500
434	468	500	1,000
442	6,291	6,279	6,600
520	1,421	2,000	2,000
530	191	3	1,000
538	500	1,000	1,500
540	0	0	0
580	14,798	6,004	15,000
598	1,447	750	1,500
	<u>29,323</u>	<u>21,020</u>	<u>34,161</u>
	<i>Other Services and Charges</i>		
610	9,201	8,338	12,000
626	5,715	3,965	8,500
627	1,093	176	1,500
641	378	192	1,000
650	3,410	1,500	3,000
	<u>19,797</u>	<u>14,171</u>	<u>26,000</u>
	<i>Supplies</i>		
740	24,664	0	0
	<u>24,664</u>	<u>0</u>	<u>0</u>
	<i>Capital Outlay</i>		
	<u>268,319</u>	<u>240,577</u>	<u>263,543</u>
	<i>Agricultural Ext Service</i>		
792	<i>Environmental Conservation</i>		
312	0	0	0
520	16	13	13
598	38,000	61,333	63,000
	<u>38,016</u>	<u>61,346</u>	<u>63,013</u>
	<i>Other Services and Charges</i>		
	<u>38,016</u>	<u>61,346</u>	<u>63,013</u>
	<i>Environmental Conservation</i>		
	<u>38,016</u>	<u>61,346</u>	<u>63,013</u>
	<i>CONSERVATION</i>		
	<u>306,335</u>	<u>301,923</u>	<u>326,556</u>

**SAN PATRICIO COUNTY, TEXAS
GENERAL FUND
BUDGET 2021**

	2019	2020	2021
	<u>ACTUAL</u>	<u>ESTIMATE</u>	<u>BUDGET</u>
798	<i>Economic Development</i>		
312	20,750	\$ 20,000	\$ 20,000
501	123,000	130,000	130,000
520	0	0	0
540	0	0	0
596	2,983,604	2,872,603	3,000,000
598	55,000	65,928	76,000
	<u>3,182,354</u>	<u>3,088,531</u>	<u>3,226,000</u>
	<i>Economic Development</i>		
	<u>3,182,354</u>	<u>3,088,531</u>	<u>3,226,000</u>
	<i>ECONOMIC DEVELOPMENT</i>		
	<u>3,182,354</u>	<u>3,088,531</u>	<u>3,226,000</u>
	Administrative/Legislative Activities		
	60,000	60,000	60,000
800	<i>Debt Service</i>		
801	0	97,753	104,521
802	0	112,983	109,135
	<u>0</u>	<u>210,736</u>	<u>213,656</u>
	<i>DEBT SERVICE</i>		
	<u>0</u>	<u>210,736</u>	<u>213,656</u>
900	<i>Operating Transfers Out</i>		
150	330,992	353,674	382,907
154	0	28,000	41,500
406	41,625	47,250	49,500
500	400,000	400,000	400,000
550	450,000	650,000	650,000
551	0	0	10,235
720	4,053,093	3,000,000	4,000,000
721	200,000	0	0
723	0	0	15,000
733	20,875	0	0
732	0	580,000	0
999	0	0	2,000,000
	<u>5,496,585</u>	<u>5,058,924</u>	<u>7,549,142</u>
	<i>Operating Transfers Out</i>		
	<u>5,496,585</u>	<u>5,058,924</u>	<u>7,549,142</u>
	TOTAL TRANSFERS		
	<u>5,496,585</u>	<u>5,058,924</u>	<u>7,549,142</u>
	<i>Total Expenditures and Transfers</i>		
	<u>\$ 36,133,828</u>	<u>\$ 40,185,642</u>	<u>\$ 42,371,818</u>

SPECIAL REVENUE FUNDS

Special Revenue Funds for San Patricio County consist of the Road and Bridge Funds which collectively comprise the constitutional Road and Bridge Fund, Judicial District-Wide Funds, Grant-In-Aid Funds, and Other Revenue Funds.

**SAN PATRICIO COUNTY, TEXAS
ROAD & BRIDGE PRECINCT #1
BUDGET 2021**

	<u>2019 ACTUAL</u>	<u>2020 ESTIMATE</u>	<u>2021 BUDGET</u>
Beginning Balance	\$ <u>376,059</u>	\$ <u>333,263</u>	\$ <u>265,948</u>
Revenues	975,109	1,085,995	1,182,452
Transfers In	<u>0</u>	<u>0</u>	<u>0</u>
Total Revenues and Transfers In	<u>975,109</u>	<u>1,085,995</u>	<u>1,182,452</u>
Available Resources	<u>1,351,167</u>	<u>1,419,258</u>	<u>1,448,400</u>
Expenditures	997,904	1,143,310	1,079,352
Transfers Out	<u>20,000</u>	<u>10,000</u>	<u>80,000</u>
Total Expenditures and Transfer Out	<u>1,017,904</u>	<u>1,153,310</u>	<u>1,159,352</u>
Ending Balance	\$ <u><u>333,263</u></u>	\$ <u><u>265,948</u></u>	\$ <u><u>289,048</u></u>

**SAN PATRICIO COUNTY, TEXAS
ROAD & BRIDGE PRECINCT #1
BUDGET 2021**

		2019 <u>ACTUAL</u>	2020 <u>ESTIMATE</u>	2021 <u>BUDGET</u>
021	Revenues			
310-110	Ad Valorem - Current	\$ 634,696	\$ 791,871	\$ 885,340
310-120	Ad Valorem - Delinquent	<u>10,696</u>	<u>14,197</u>	<u>16,814</u>
	General Property Taxes	<u>645,392</u>	<u>806,068</u>	<u>902,154</u>
320-101	Occupation Permits	<u>2,650</u>	<u>4,834</u>	<u>2,600</u>
	Business Licenses/Permits	<u>2,650</u>	<u>4,834</u>	<u>2,600</u>
330-500	Lateral Road Distribution	5,028	5,042	5,000
330-501	Weight Permit Fees	<u>24,768</u>	<u>22,886</u>	<u>23,000</u>
	State Shared Revenue	<u>29,796</u>	<u>27,928</u>	<u>28,000</u>
340-501	Motor Vehicle Registration	71,358	71,274	71,212
340-503	MVR-Road & Bridge Fee	124,836	117,899	117,899
340-505	Maintenance Charges	<u>1,523</u>	<u>259</u>	<u>0</u>
	Other Fees	<u>197,717</u>	<u>189,432</u>	<u>189,111</u>
350-111	County Clerk	39,498	28,288	32,500
350-112	District Clerk	18,586	16,052	17,069
350-501	L&W Fines	<u>5,392</u>	<u>2,770</u>	<u>4,218</u>
	Fines	<u>63,476</u>	<u>47,110</u>	<u>53,787</u>
360-101	Interest Earnings	<u>15,883</u>	<u>9,627</u>	<u>4,300</u>
	Investment Earnings	<u>15,883</u>	<u>9,627</u>	<u>4,300</u>
370-100	Sale of Fixed Assets	18,472	0	0
370-101	Insurance Recovery-Assets	0	0	0
370-305	Road Material Sales	191	152	1,500
370-401	Refunds, Sundry	<u>1,532</u>	<u>844</u>	<u>1,000</u>
	Other Revenue	<u>20,195</u>	<u>996</u>	<u>2,500</u>
	Total Revenues	<u>\$ 975,109</u>	<u>\$ 1,085,995</u>	<u>\$ 1,182,452</u>

SAN PATRICIO COUNTY, TEXAS
ROAD & BRIDGE PRECINCT #1
BUDGET 2021

	2019 <u>ACTUAL</u>	2020 <u>ESTIMATE</u>	2021 <u>BUDGET</u>
721 Road & Bridge Pct. #1			
101 Elected Officials	\$ 69,704	\$ 69,704	\$ 69,704
110 Regular Employees	315,310	325,319	351,245
115 Temporary Employees	0	6,436	13,372
185 Phone Allowance	1,800	1,800	1,800
190 Longevity Pay	3,368	3,534	4,092
195 Overtime	2,903	6,353	700
210 Group Insurance	79,680	71,723	77,370
220 Social Security Taxes	29,159	30,347	33,729
230 Retirement Contributions	43,837	49,743	50,573
250 Unemployment Insurance	547	481	1,294
260 Workers' Compensation Ins	6,918	7,151	8,971
Personal Services	<u>553,226</u>	<u>572,591</u>	<u>612,850</u>
312 Conference and Assoc Dues	1,740	900	1,500
330 Pre-Employment Physicals	386	253	272
332 Attorney Fees	0	0	100
336 Engineering/Architectural	0	0	750
410 Utilities	7,791	4,643	10,000
421 Waste Disposal	5,984	500	1,000
430 Building Repairs/Maint	0	750	1,500
432 Vehicle Repairs/Maint	4,333	6,620	4,700
434 Equipment Repairs/Maint	43,827	42,111	13,000
442 Vehicle/Equipment Rental	11,478	18,366	6,000
450 Construction Services	0	0	0
451 Sealcoating	0	120,000	25,000
520 Insurance/Bond Premiums	12,972	13,510	13,510
530 Telephone	2,300	3,170	2,000
538 Postage	76	152	150
540 Public Notices	94	100	200
580 Travel	4,638	1,244	5,000
588 Hauling Charges	13,492	7,950	13,800
596 Econ Dev 381 Payments	67,257	72,540	72,580
598 Misc Services & Charges	1,851	3,788	2,000
Other Services and Charges	<u>178,217</u>	<u>296,597</u>	<u>173,062</u>
602 Repair Materials	107,860	62,837	100,000
604 Repair Parts	17,054	14,337	9,500
608 Signage	169	6,338	4,000
610 General Supplies	8,165	13,359	10,190
626 Fuel, Oil, Lubricants	39,492	27,705	60,000
627 Automotive Supplies	7,088	3,196	6,000
641 Books, Subscriptions	0	0	50
650 NCO Furniture/Equipment	0	750	2,500
698 Other Supplies	722	600	1,200
Supplies	<u>180,551</u>	<u>129,122</u>	<u>193,440</u>

**SAN PATRICIO COUNTY, TEXAS
ROAD & BRIDGE PRECINCT #1
BUDGET 2021**

		<u>2019</u> <u>ACTUAL</u>	<u>2020</u> <u>ESTIMATE</u>	<u>2021</u> <u>BUDGET</u>
730	Improvements	\$ 0	\$ 0	\$ 0
740	Machinery and Equipment	<u>85,910</u>	<u>145,000</u>	<u>100,000</u>
	Capital Outlay	<u>85,910</u>	<u>145,000</u>	<u>100,000</u>
900	Operating Transfers Out			
720	Capital Improvements	20,000	10,000	20,000
999	Contingency Transfers	<u>0</u>	<u>0</u>	<u>60,000</u>
	Operating Transfers Out	<u>20,000</u>	<u>10,000</u>	<u>80,000</u>
	Road & Bridge Pct. #1	<u>\$ 1,017,904</u>	<u>\$ 1,153,310</u>	<u>\$ 1,159,352</u>

**SAN PATRICIO COUNTY, TEXAS
ROAD & BRIDGE PRECINCT #2
BUDGET 2021**

	<u>2019 ACTUAL</u>	<u>2020 ESTIMATE</u>	<u>2021 BUDGET</u>
Beginning Balance	\$ <u>1,102,932</u>	\$ <u>1,182,334</u>	\$ <u>1,119,554</u>
Revenues	1,244,247	1,351,519	1,473,333
Transfers In	<u>0</u>	<u>0</u>	<u>0</u>
Total Revenues and Transfers In	<u>1,244,247</u>	<u>1,351,519</u>	<u>1,473,333</u>
Available Resources	<u>2,347,179</u>	<u>2,533,853</u>	<u>2,592,887</u>
Expenditures	1,119,845	1,409,299	1,647,332
Transfers Out	<u>45,000</u>	<u>5,000</u>	<u>55,000</u>
Total Expenditures and Transfer Out	<u>1,164,845</u>	<u>1,414,299</u>	<u>1,702,332</u>
Ending Balance	\$ <u><u>1,182,334</u></u>	\$ <u><u>1,119,554</u></u>	\$ <u><u>890,555</u></u>

**SAN PATRICIO COUNTY, TEXAS
ROAD & BRIDGE PRECINCT #2
BUDGET 2021**

		2019 <u>ACTUAL</u>	2020 <u>ESTIMATE</u>	2021 <u>BUDGET</u>
022	Revenues			
310-110	Ad Valorem - Current	\$ 786,881	\$ 981,742	\$ 1,097,623
310-120	Ad Valorem - Delinquent	<u>13,260</u>	<u>17,601</u>	<u>20,845</u>
	General Property Taxes	<u>800,141</u>	<u>999,343</u>	<u>1,118,468</u>
320-101	Occupation Permits	<u>3,285</u>	<u>5,994</u>	<u>3,224</u>
	Business Licenses/Permits	<u>3,285</u>	<u>5,994</u>	<u>3,224</u>
330-500	Lateral Road Distribution	6,234	6,251	6,199
330-501	Weight Permit Fees	<u>30,707</u>	<u>28,373</u>	<u>28,515</u>
	State Shared Revenue	<u>36,941</u>	<u>34,624</u>	<u>34,714</u>
340-501	Motor Vehicle Registration	88,468	88,363	88,286
340-503	MVR-Road & Bridge Fee	154,768	146,168	146,168
340-505	Maintenance Charges	<u>0</u>	<u>0</u>	<u>0</u>
	Other Fees	<u>243,236</u>	<u>234,531</u>	<u>234,454</u>
350-111	County Clerk	48,969	35,071	40,293
350-112	District Clerk	23,042	19,901	21,162
350-501	L&W Fines	<u>5,396</u>	<u>2,771</u>	<u>4,218</u>
	Fines	<u>77,408</u>	<u>57,743</u>	<u>65,673</u>
360-101	Interest Earnings	<u>38,421</u>	<u>19,078</u>	<u>16,600</u>
	Investment Earnings	<u>38,421</u>	<u>19,078</u>	<u>16,600</u>
370-100	Sale of Fixed Assets	44,423	0	0
370-101	Insurance Recovery-Assets	0	0	0
370-401	Refunds, Sundry	<u>393</u>	<u>206</u>	<u>200</u>
	Other Revenue	<u>44,816</u>	<u>206</u>	<u>200</u>
	Total Revenues	<u>\$ 1,244,247</u>	<u>\$ 1,351,519</u>	<u>\$ 1,473,333</u>

SAN PATRICIO COUNTY, TEXAS
ROAD & BRIDGE PRECINCT #2
BUDGET 2021

	2019 <u>ACTUAL</u>	2020 <u>ESTIMATE</u>	2021 <u>BUDGET</u>
722 Road & Bridge Pct. #2			
101 Elected Officials	\$ 69,704	\$ 69,704	\$ 69,704
110 Regular Employees	325,950	449,638	428,540
115 Temporary Employees	27,887	28,000	30,434
185 Phone Allowance	1,800	1,800	1,800
190 Longevity Pay	2,706	2,924	3,955
195 Overtime	1,091	673	13,000
210 Group Insurance	70,369	72,482	85,107
220 Social Security Taxes	32,036	41,563	41,880
230 Retirement Contributions	47,915	66,823	62,791
250 Unemployment Insurance	610	681	1,669
260 Workers' Compensation Ins	9,524	9,820	11,489
Personal Services	<u>589,591</u>	<u>744,108</u>	<u>750,369</u>
312 Conference and Assoc Dues	2,610	2,910	5,200
330 Pre-Employment Physicals	552	360	1,000
332 Attorney Fees	0	0	0
336 Engineering/Architectural	0	500	1,000
410 Utilities	4,689	4,880	8,000
421 Waste Disposal	4,022	6,682	9,000
430 Building Repairs/Maint	16,908	5,000	10,000
432 Vehicle Repairs/Maint	2,021	5,609	12,000
434 Equipment Repairs/Maint	1,802	21,467	16,000
442 Vehicle/Equipment Rental	2,880	2,880	14,000
450 Construction Services	0	1,500	3,000
520 Insurance/Bond Premiums	27,099	15,000	15,000
530 Telephone	4,538	5,098	11,000
538 Postage	0	40	80
540 Public Notices	107	500	1,000
580 Travel	11,171	2,928	11,000
596 Econ Dev 381 Payments	83,383	89,933	89,983
598 Misc Services & Charges	10,323	9,800	7,000
Other Services and Charges	<u>172,105</u>	<u>175,087</u>	<u>214,263</u>
602 Repair Materials	102,684	218,147	300,000
604 Repair Parts	10,233	14,619	32,000
608 Signage	3,503	9,185	11,000
610 General Supplies	10,445	16,495	27,000
626 Fuel, Oil, Lubricants	44,310	47,487	100,000
627 Automotive Supplies	13,237	12,700	31,000
641 Books, Subscriptions	75	371	700
650 NCO Furniture/Equipment	1,699	8,500	17,000
698 Other Supplies	1,854	2,600	4,000
Supplies	<u>188,040</u>	<u>330,104</u>	<u>522,700</u>

**SAN PATRICIO COUNTY, TEXAS
ROAD & BRIDGE PRECINCT #2
BUDGET 2021**

	2019 <u>ACTUAL</u>	2020 <u>ESTIMATE</u>	2021 <u>BUDGET</u>
740 Machinery and Equipment	\$ 170,108	\$ 160,000	\$ 160,000
Capital Outlay	<u>170,108</u>	<u>160,000</u>	<u>160,000</u>
900 Operating Transfers Out			
720 Capital Improvements	45,000	5,000	5,000
999 Contingency Transfers	<u>0</u>	<u>0</u>	<u>50,000</u>
Operating Transfers Out	<u>45,000</u>	<u>5,000</u>	<u>55,000</u>
Road & Bridge Pct. #2	\$ <u>1,164,845</u>	\$ <u>1,414,299</u>	\$ <u>1,702,332</u>

**SAN PATRICIO COUNTY, TEXAS
ROAD & BRIDGE PRECINCT #3
BUDGET 2021**

	<u>2019 ACTUAL</u>	<u>2020 ESTIMATE</u>	<u>2021 BUDGET</u>
Beginning Balance	\$ 553,025	\$ 780,289	\$ 210,619
Revenues	2,352,287	2,256,323	2,453,570
Transfers In	<u>0</u>	<u>0</u>	<u>0</u>
Total Revenues and Transfers In	<u>2,352,287</u>	<u>2,256,323</u>	<u>2,453,570</u>
Available Resources	<u>2,905,312</u>	<u>3,036,612</u>	<u>2,664,189</u>
Expenditures	2,085,023	2,785,993	2,261,340
Transfers Out	<u>40,000</u>	<u>40,000</u>	<u>0</u>
Total Expenditures and Transfer Out	<u>2,125,023</u>	<u>2,825,993</u>	<u>2,261,340</u>
Ending Balance	\$ <u><u>780,289</u></u>	\$ <u><u>210,619</u></u>	\$ <u><u>402,849</u></u>

**SAN PATRICIO COUNTY, TEXAS
ROAD & BRIDGE PRECINCT #3
BUDGET 2021**

		2019 <u>ACTUAL</u>	2020 <u>ESTIMATE</u>	2021 <u>BUDGET</u>
023	Revenues			
310-110	Ad Valorem - Current	\$ 1,314,569	\$ 1,640,106	\$ 1,833,698
310-120	Ad Valorem - Delinquent	<u>22,152</u>	<u>29,404</u>	<u>34,825</u>
	General Property Taxes	<u>1,336,721</u>	<u>1,669,510</u>	<u>1,868,523</u>
320-101	Occupation Permits	<u>5,488</u>	<u>10,013</u>	<u>5,386</u>
	Business Licenses/Permits	<u>5,488</u>	<u>10,013</u>	<u>5,386</u>
330-403	FEMA-Hurricane Harvey	0	0	0
330-500	Lateral Road Distribution	10,415	10,444	10,357
330-501	Weight Permit Fees	<u>51,299</u>	<u>47,400</u>	<u>47,637</u>
	State Shared Revenue	<u>61,713</u>	<u>57,844</u>	<u>57,994</u>
340-501	Motor Vehicle Registration	147,795	147,620	147,492
340-503	MVR-Road & Bridge Fee	258,558	244,189	244,190
340-505	Maintenance Charges	365,238	0	0
340-601	Waste Disposal Fees	<u>2,650</u>	<u>3,740</u>	<u>2,500</u>
	Other Fees	<u>774,241</u>	<u>395,549</u>	<u>394,182</u>
350-111	County Clerk	81,808	58,589	67,314
350-112	District Clerk	38,494	33,247	35,353
350-501	L&W Fines	<u>5,392</u>	<u>2,771</u>	<u>4,218</u>
	Fines	<u>125,694</u>	<u>94,607</u>	<u>106,885</u>
360-101	Interest Earnings	<u>26,771</u>	<u>19,473</u>	<u>11,300</u>
	Investment Earnings	<u>26,771</u>	<u>19,473</u>	<u>11,300</u>
370-100	Sale of Fixed Assets	11,678	0	0
370-101	Insurance Recovery-Assets	0	0	0
370-305	Road Material Sales	9,400	9,000	8,300
370-401	Refunds, Sundry	<u>580</u>	<u>327</u>	<u>1,000</u>
	Other Revenue	<u>21,658</u>	<u>9,327</u>	<u>9,300</u>
	Total Revenues	<u>\$ 2,352,287</u>	<u>\$ 2,256,323</u>	<u>\$ 2,453,570</u>

**SAN PATRICIO COUNTY, TEXAS
ROAD & BRIDGE PRECINCT #3
BUDGET 2021**

	2019 <u>ACTUAL</u>	2020 <u>ESTIMATE</u>	2021 <u>BUDGET</u>
723 Road & Bridge Pct. #3			
101 Elected Officials	\$ 69,704	\$ 69,704	\$ 69,704
110 Regular Employees	568,869	580,212	622,747
115 Temporary Employees	8,965	31,432	44,233
185 Phone Allowance	1,800	3,600	3,600
190 Longevity Pay	3,027	3,762	4,438
195 Overtime	40,123	51,415	25,000
210 Group Insurance	163,485	144,391	131,529
220 Social Security Taxes	52,248	57,342	58,882
230 Retirement Contributions	77,357	91,560	88,290
250 Unemployment Insurance	1,059	969	2,444
260 Workers' Compensation Ins	12,567	13,439	16,573
Personal Services	<u>999,203</u>	<u>1,047,826</u>	<u>1,067,440</u>
312 Conference and Assoc Dues	750	1,500	3,000
330 Pre-Employment Physicals	1,285	392	1,500
336 Engineering/Architectural	0	1,500	3,000
410 Utilities	14,849	15,396	15,000
421 Waste Disposal	9,600	11,200	10,000
430 Building Repairs/Maint	1,550	5,000	5,000
432 Vehicle Repairs/Maint	29,543	75,114	65,000
434 Equipment Repairs/Maint	80,429	32,413	80,000
442 Vehicle/Equipment Rental	0	5,000	5,000
450 Construction Services	0	2,500	5,000
451 Sealcoating	235,252	475,000	200,000
520 Insurance/Bond Premiums	33,025	35,000	35,000
530 Telephone	6,452	6,424	7,000
538 Postage	100	110	100
540 Public Notices	160	150	300
580 Travel	0	3,500	7,000
588 Hauling Charges	0	2,500	5,000
596 Econ Dev 381 Payments	139,301	150,243	150,000
598 Misc Services & Charges	17,798	18,247	20,000
Other Services and Charges	<u>570,093</u>	<u>841,189</u>	<u>616,900</u>
602 Repair Materials	287,362	635,917	300,000
604 Repair Parts	63,044	38,542	65,000
608 Signage	9,035	7,329	12,000
610 General Supplies	13,856	18,384	15,000
626 Fuel, Oil, Lubricants	103,107	72,905	115,000
627 Automotive Supplies	12,137	10,490	15,000
650 NCO Furniture/Equipment	10,147	5,375	10,000
698 Other Supplies	9,040	8,036	15,000
Supplies	<u>507,727</u>	<u>796,978</u>	<u>547,000</u>

**SAN PATRICIO COUNTY, TEXAS
ROAD & BRIDGE PRECINCT #3
BUDGET 2021**

	2019 <u>ACTUAL</u>	2020 <u>ESTIMATE</u>	2021 <u>BUDGET</u>
730 Improvements	\$ 0	\$ 0	\$ 0
740 Machinery and Equipment	<u>8,000</u>	<u>100,000</u>	<u>30,000</u>
Capital Outlay	<u>8,000</u>	<u>100,000</u>	<u>30,000</u>
900 Operating Transfers Out			
720 Capital Improvements	40,000	40,000	0
999 Contingency Transfers	<u>0</u>	<u>0</u>	<u>0</u>
Transfers Out	<u>40,000</u>	<u>40,000</u>	<u>0</u>
Road & Bridge Pct. #3	\$ <u>2,125,023</u>	\$ <u>2,825,993</u>	\$ <u>2,261,340</u>

**SAN PATRICIO COUNTY, TEXAS
ROAD & BRIDGE PRECINCT #4
BUDGET 2021**

	<u>2019 ACTUAL</u>	<u>2020 ESTIMATE</u>	<u>2021 BUDGET</u>
Beginning Balance	\$ 431,136	\$ 106,895	\$ 30,206
Revenues	726,926	903,451	879,238
Transfers In	<u>0</u>	<u>0</u>	<u>0</u>
Total Revenues and Transfers In	<u>726,926</u>	<u>903,451</u>	<u>879,238</u>
Available Resources	<u>1,158,061</u>	<u>1,010,346</u>	<u>909,444</u>
Expenditures	1,051,166	980,140	789,598
Transfers Out	<u>0</u>	<u>0</u>	<u>0</u>
Total Expenditures and Transfer Out	<u>1,051,166</u>	<u>980,140</u>	<u>789,598</u>
Ending Balance	\$ <u><u>106,895</u></u>	\$ <u><u>30,206</u></u>	\$ <u><u>119,846</u></u>

**SAN PATRICIO COUNTY, TEXAS
ROAD & BRIDGE PRECINCT #4
BUDGET 2021**

	2019 <u>ACTUAL</u>	2020 <u>ESTIMATE</u>	2021 <u>BUDGET</u>
024 Revenues			
310-110 Ad Valorem - Current	\$ 472,469	\$ 589,470	\$ 659,048
310-120 Ad Valorem - Delinquent	<u>7,962</u>	<u>10,568</u>	<u>12,516</u>
General Property Taxes	<u>480,431</u>	<u>600,038</u>	<u>671,564</u>
320-101 Occupation Permits	<u>1,972</u>	<u>3,599</u>	<u>1,937</u>
Business Licenses/Permits	<u>1,972</u>	<u>3,599</u>	<u>1,937</u>
330-403 FEMA-Hurricane Harvey	0	0	0
330-500 Lateral Road Distribution	3,743	3,754	3,722
330-501 Weight Permit Fees	18,437	17,036	17,122
330-805 Local Government Contributions	<u>0</u>	<u>92,990</u>	<u>0</u>
State Shared Revenue	<u>22,180</u>	<u>113,780</u>	<u>20,844</u>
340-501 Motor Vehicle Registration	53,119	53,056	53,010
340-503 MVR-Road & Bridge Fee	92,928	87,764	87,765
340-505 Maintenance Charges	<u>0</u>	<u>0</u>	<u>0</u>
Other Fees	<u>146,047</u>	<u>140,820</u>	<u>140,775</u>
350-111 County Clerk	29,403	21,058	24,194
350-112 District Clerk	13,835	11,949	12,706
350-501 L&W Fines	<u>5,396</u>	<u>2,771</u>	<u>4,218</u>
Fines	<u>48,634</u>	<u>35,778</u>	<u>41,118</u>
360-101 Interest Earnings	<u>11,261</u>	<u>5,643</u>	<u>2,500</u>
Investment Earnings	<u>11,261</u>	<u>5,643</u>	<u>2,500</u>
370-100 Sale of Fixed Assets	0	0	0
370-101 Insurance Recovery-Assets	0	0	0
370-305 Road Material Sales	0	0	0
370-401 Refunds, Sundry	<u>16,400</u>	<u>3,793</u>	<u>500</u>
Other Revenue	<u>16,400</u>	<u>3,793</u>	<u>500</u>
Total Revenues	\$ <u><u>726,926</u></u>	\$ <u><u>903,451</u></u>	\$ <u><u>879,238</u></u>

**SAN PATRICIO COUNTY, TEXAS
ROAD & BRIDGE PRECINCT #4
BUDGET 2021**

	2019 <u>ACTUAL</u>	2020 <u>ESTIMATE</u>	2021 <u>BUDGET</u>
724 Road & Bridge Pct. #4			
101 Elected Officials	\$ 69,704	\$ 69,704	\$ 69,704
110 Regular Employees	233,366	239,699	242,823
115 Temporary Employees	561	44	1,591
185 Phone Allowance	2,400	2,050	2,400
190 Longevity Pay	1,617	1,406	2,050
195 Overtime	18,079	10,766	15,000
210 Group Insurance	52,253	45,934	54,159
220 Social Security Taxes	24,598	28,241	25,519
230 Retirement Contributions	36,462	44,739	38,259
250 Unemployment Insurance	434	421	919
260 Workers' Compensation Ins	4,944	5,066	6,204
Personal Services	<u>444,418</u>	<u>448,070</u>	<u>458,628</u>
312 Conference and Assoc Dues	320	500	500
330 Pre-Employment Physicals	160	85	120
336 Engineering/Architectural	0	0	0
341 Other Professional Services	0	0	0
410 Utilities	7,894	5,023	10,000
421 Waste Disposal	0	250	500
430 Building Repairs/Maint	0	500	1,000
432 Vehicle Repairs/Maint	7,445	6,011	10,000
434 Equipment Repairs/Maint	23,269	18,386	30,000
442 Vehicle/Equipment Rental	2,875	208	500
450 Construction Services	92,990	0	0
451 Sealcoating	39,666	50,000	0
520 Insurance/Bond Premiums	16,241	15,000	15,000
530 Telephone	3,160	2,774	2,500
538 Postage	110	50	100
540 Public Notices	0	100	200
580 Travel	1,172	1,033	5,000
588 Hauling Charges	0	0	0
596 Econ Dev 381 Payments	50,066	53,999	55,000
598 Misc Services & Charges	7,326	6,065	7,000
Other Services and Charges	<u>252,693</u>	<u>159,984</u>	<u>137,420</u>
602 Repair Materials	29,495	41,438	50,000
604 Repair Parts	33,441	34,979	45,000
608 Signage	1,400	5,355	1,000
610 General Supplies	16,470	18,798	25,000
626 Fuel, Oil, Lubricants	30,942	22,758	50,000
627 Automotive Supplies	11,868	11,817	15,000
641 Books, Subscriptions	0	0	50
650 NCO Furniture/Equipment	0	4,435	2,500
698 Other Supplies	0	5,000	5,000
Supplies	<u>123,615</u>	<u>144,580</u>	<u>193,550</u>

**SAN PATRICIO COUNTY, TEXAS
ROAD & BRIDGE PRECINCT #4
BUDGET 2021**

		<u>2019</u> <u>ACTUAL</u>	<u>2020</u> <u>ESTIMATE</u>	<u>2021</u> <u>BUDGET</u>
730	Improvements	\$ 0	\$ 0	\$ 0
740	Machinery and Equipment	<u>230,439</u>	<u>227,506</u>	<u>0</u>
	Capital Outlay	<u>230,439</u>	<u>227,506</u>	<u>0</u>
900	Operating Transfers Out			
720	Capital Improvements	0	0	0
999	Contingency Transfers	<u>0</u>	<u>0</u>	<u>0</u>
	Operating Transfers Out	<u>0</u>	<u>0</u>	<u>0</u>
	Road & Bridge Pct. #4	<u>\$ 1,051,166</u>	<u>\$ 980,140</u>	<u>\$ 789,598</u>

**SAN PATRICIO COUNTY, TEXAS
ROAD & BRIDGE IMPROVEMENTS
BUDGET 2021**

	2019 <u>ACTUAL</u>	2020 <u>ESTIMATE</u>	2021 <u>BUDGET</u>
Beginning Balance	\$ 0	\$ 0	\$ 2,245,841
Revenues	0	2,475,352	2,766,470
Transfers In	<u>0</u>	<u>0</u>	<u>0</u>
Total Revenues and Transfers In	<u>0</u>	<u>2,475,352</u>	<u>2,766,470</u>
Available Resources	<u>0</u>	<u>2,475,352</u>	<u>5,012,311</u>
Expenditures	0	229,511	4,435,416
Transfers Out	<u>0</u>	<u>0</u>	<u>0</u>
Total Expenditures and Transfer Out	<u>0</u>	<u>229,511</u>	<u>4,435,416</u>
Ending Balance	<u>\$ 0</u>	<u>\$ 2,245,841</u>	<u>\$ 576,895</u>

**SAN PATRICIO COUNTY, TEXAS
ROAD & BRIDGE IMPROVEMENTS
BUDGET 2021**

	<u>2019 ACTUAL</u>	<u>2020 ESTIMATE</u>	<u>2021 BUDGET</u>
310-110 Ad Valorem - Current	\$ 0	\$ 2,467,245	\$ 2,758,470
310-120 Ad Valorem - Delinquent	<u>0</u>	<u>0</u>	<u>0</u>
General Property Taxes	<u>0</u>	<u>2,467,245</u>	<u>2,758,470</u>
360-101 Interest Earnings	<u>0</u>	<u>8,107</u>	<u>8,000</u>
Investment Earnings	<u>0</u>	<u>8,107</u>	<u>8,000</u>
370-401 Refunds, Sundry	<u>0</u>	<u>0</u>	<u>0</u>
Other Revenue	<u>0</u>	<u>0</u>	<u>0</u>
Total Revenues	\$ <u>0</u>	\$ <u>2,475,352</u>	\$ <u>2,766,470</u>
725 Road & Bridge Improvements			
336 Engineering/Architectural	0	0	50,000
450 Construction Services	0	3,497	4,132,103
540 Public Notices	0	0	2,500
596 Econ Dev 381 Payments	0	226,014	225,813
598 Misc Services & Charges	<u>0</u>	<u>0</u>	<u>25,000</u>
Other Services and Charges	<u>0</u>	<u>229,511</u>	<u>4,435,416</u>
Road & Bridge Improvements	\$ <u>0</u>	\$ <u>229,511</u>	\$ <u>4,435,416</u>

**SAN PATRICIO COUNTY, TEXAS
INDIGENT HEALTH CARE
BUDGET 2021**

	2019 ACTUAL	2020 ESTIMATE	2021 BUDGET
Beginning Balance	\$ 78,485	\$ 190,314	\$ 270,181
Revenues	4,223	3,099	1,500
Transfers In	450,000	650,000	650,000
Total Revenues and Transfers In	454,223	653,099	651,500
Available Resources	532,709	843,413	921,681
Expenditures	342,395	573,232	700,000
Transfers Out	0	0	0
Total Expenditures and Transfer Out	342,395	573,232	700,000
Ending Balance	\$ 190,314	\$ 270,181	\$ 221,681

**SAN PATRICIO COUNTY, TEXAS
INDIGENT HEALTH CARE
BUDGET 2021**

		2019 <u>ACTUAL</u>	2020 <u>ESTIMATE</u>	2021 <u>BUDGET</u>
550	Revenues			
330-371	State IHC Assistance Fund	\$ 0	\$ 0	\$ 0
	Grants	<u>0</u>	<u>0</u>	<u>0</u>
360-101	Interest Earnings	<u>4,223</u>	<u>3,099</u>	<u>1,500</u>
	Investment Earnings	<u>4,223</u>	<u>3,099</u>	<u>1,500</u>
370-401	Refunds, Sundry	0	0	0
390-010	General Fund	<u>450,000</u>	<u>650,000</u>	<u>650,000</u>
	Other Revenue and Transfers In	<u>450,000</u>	<u>650,000</u>	<u>650,000</u>
	Total Revenue and Transfers In	\$ <u>454,223</u>	\$ <u>653,099</u>	\$ <u>651,500</u>
760	Indigent Health Care			
331	Physician Services	\$ 76,143	\$ 158,371	\$ 193,300
335	Hospital/Medical Services	88,901	101,527	123,900
337	Outpatient Hospital Svcs	89,564	175,762	214,600
338	Lab & X-Ray Services	30,904	35,501	43,300
341	Other Professional Services	900	540	500
345	Skilled Nursing	0	0	100
361	Ambulatory Surgical Center	8,125	16,971	20,700
362	Colostomy Supplies/Equip	0	0	100
363	Dental Care	0	0	100
364	Diabetic Supplies/Equip	0	0	100
365	Durable Medical Equip	0	0	100
366	Hom/Community Health Care	0	0	100
661	Prescription Drugs	44,477	80,145	97,800
662	Diabetic Supplies/Equip	<u>3,382</u>	<u>4,415</u>	<u>5,300</u>
	Other Services and Charges	<u>342,395</u>	<u>573,232</u>	<u>700,000</u>
	Indigent Health Care	\$ <u>342,395</u>	\$ <u>573,232</u>	\$ <u>700,000</u>

**SAN PATRICIO COUNTY, TEXAS
DISTRICT COURT OPERATING
BUDGET 2021**

	2019 <u>ACTUAL</u>	2020 <u>ESTIMATE</u>	2021 <u>BUDGET</u>
Beginning Balance	\$ 76,551	\$ 155,886	\$ 78,705
Revenues	382,566	369,785	398,261
Transfers In	<u>363,378</u>	<u>353,674</u>	<u>382,097</u>
Total Revenues and Transfers In	<u>745,944</u>	<u>723,459</u>	<u>780,358</u>
Available Resources	<u>822,495</u>	<u>879,345</u>	<u>859,063</u>
Expenditures	666,609	800,640	779,610
Transfers Out	<u>0</u>	<u>0</u>	<u>0</u>
Total Expenditures and Transfer Out	<u>666,609</u>	<u>800,640</u>	<u>779,610</u>
Ending Balance	\$ <u><u>155,886</u></u>	\$ <u><u>78,705</u></u>	\$ <u><u>79,453</u></u>

**SAN PATRICIO COUNTY, TEXAS
DISTRICT COURT OPERATING
BUDGET 2021**

		2019 <u>ACTUAL</u>	2020 <u>ESTIMATE</u>	2021 <u>BUDGET</u>
150	Revenues			
330-810	P/R Share-Aransas Co.	\$ 129,855	\$ 126,387	\$ 136,544
330-812	P/R Share-Bee Co.	178,655	173,884	187,859
330-814	P/R Share-Live Oak Co.	64,658	62,931	67,989
330-816	P/R Share-McMullen Co.	<u>3,964</u>	<u>3,859</u>	<u>4,169</u>
	Shared Revenue with Local Gov'ts	<u>377,132</u>	<u>367,061</u>	<u>396,561</u>
360-101	Interest Earnings	<u>5,041</u>	<u>2,724</u>	<u>1,700</u>
	Investment Earnings	<u>5,041</u>	<u>2,724</u>	<u>1,700</u>
370-401	Refunds, Sundry	393	0	0
390-010	General Fund	330,992	353,674	382,097
390-152	Court Technology Fund	<u>32,386</u>	<u>0</u>	<u>0</u>
	Other Revenue and Transfers In	<u>363,771</u>	<u>353,674</u>	<u>382,097</u>
	Total Revenue and Transfers In	\$ <u>745,944</u>	\$ <u>723,459</u>	\$ <u>780,358</u>

**SAN PATRICIO COUNTY, TEXAS
DISTRICT COURT OPERATING
BUDGET 2021**

	2019 <u>ACTUAL</u>	2020 <u>ESTIMATE</u>	2021 <u>BUDGET</u>
460 District Court			
110 Regular Employees	\$ 424,136	\$ 547,640	\$ 507,544
115 Temporary Employees	24,283	12,436	21,056
190 Longevity Pay	2,607	2,751	2,947
195 Overtime	51	0	0
210 Group Insurance	54,525	56,688	54,159
220 Social Security Taxes	33,118	44,073	40,664
230 Retirement Contributions	50,655	71,588	58,553
250 Unemployment Insurance	788	837	1,862
260 Workers' Compensation Ins	999	1,226	1,275
Personal Services	<u>591,162</u>	<u>737,239</u>	<u>688,060</u>
312 Conference and Assoc Dues	4,030	2,920	7,150
329 Court Reporter Services	25	0	0
330 Pre-Employment Physicals	86	0	100
343 Translator Services	0	0	6,000
434 Equipment Repairs/Maint	0	350	700
460 Software License/Support	35,307	18,685	10,000
520 Insurance/Bond Premiums	2,391	9,000	9,000
530 Telephone	1,632	1,368	6,600
538 Postage	2,480	2,314	6,000
540 Public Notices	0	250	500
580 Travel	8,581	5,500	11,000
598 Misc Services & Charges	17,932	20,000	24,000
Other Services and Charges	<u>72,464</u>	<u>60,387</u>	<u>81,050</u>
610 General Supplies	2,808	1,009	3,100
641 Books, Subscriptions	175	1,200	2,400
650 NCO Furniture/Equipment	0	805	5,000
Supplies	<u>2,983</u>	<u>3,014</u>	<u>10,500</u>
740 Machinery and Equipment	0	0	0
Capital Outlay	<u>0</u>	<u>0</u>	<u>0</u>
District Court	\$ <u>666,609</u>	\$ <u>800,640</u>	\$ <u>779,610</u>

**SAN PATRICIO COUNTY, TEXAS
INTOXILIZER PROGRAM
BUDGET 2021**

	2019 <u>ACTUAL</u>	2020 <u>ESTIMATE</u>	2021 <u>BUDGET</u>
Beginning Balance	\$ 8,719	\$ -3,110	\$ -534
Revenues	51,557	57,833	60,500
Transfers In	<u>41,625</u>	<u>47,250</u>	<u>49,500</u>
Total Revenues and Transfers In	<u>93,182</u>	<u>105,083</u>	<u>110,000</u>
Available Resources	<u>101,901</u>	<u>101,973</u>	<u>109,466</u>
Expenditures	105,011	102,507	103,406
Transfers Out	<u>0</u>	<u>0</u>	<u>0</u>
Total Expenditures and Transfer Out	<u>105,011</u>	<u>102,507</u>	<u>103,406</u>
Ending Balance	\$ <u><u>-3,110</u></u>	\$ <u><u>-534</u></u>	\$ <u><u>6,060</u></u>

**SAN PATRICIO COUNTY, TEXAS
INTOXILIZER PROGRAM
BUDGET 2021**

		2019 <u>ACTUAL</u>	2020 <u>ESTIMATE</u>	2021 <u>BUDGET</u>
406	Revenues			
330-810	P/R Share-Aransas Co.	\$ 9,250	\$ 10,500	\$ 11,000
330-818	P/R Share-Nueces Co.	<u>41,625</u>	<u>47,250</u>	<u>49,500</u>
	Shared Revenue with Local Gov'ts	<u>50,875</u>	<u>57,750</u>	<u>60,500</u>
360-101	Interest Earnings	<u>624</u>	<u>49</u>	<u>0</u>
	Investment Earnings	<u>624</u>	<u>49</u>	<u>0</u>
370-401	Refunds, Sundry	58	34	0
390-010	General Fund	<u>41,625</u>	<u>47,250</u>	<u>49,500</u>
	Other Revenue and Transfers In	<u>41,683</u>	<u>47,284</u>	<u>49,500</u>
	Total Revenue and Transfers In	\$ <u><u>93,182</u></u>	\$ <u><u>105,083</u></u>	\$ <u><u>110,000</u></u>

**SAN PATRICIO COUNTY, TEXAS
INTOXILIZER PROGRAM
BUDGET 2021**

	<u>2019 ACTUAL</u>	<u>2020 ESTIMATE</u>	<u>2021 BUDGET</u>
666 Intoxilizer Program			
110 Regular Employees	\$ 66,433	\$ 70,154	\$ 67,933
185 Phone Allowance	600	600	600
190 Longevity Pay	126	162	198
210 Group Insurance	8,691	7,888	7,737
220 Social Security Taxes	5,138	5,632	5,258
230 Retirement Contributions	7,482	8,820	7,883
250 Unemployment Insurance	114	103	241
260 Workers' Compensation Ins	160	154	206
Personal Services	<u>88,743</u>	<u>93,513</u>	<u>90,056</u>
312 Conference and Assoc Dues	235	300	600
330 Pre-Employment Physicals	0	0	0
434 Equipment Repairs/Maint	1,955	600	1,000
520 Insurance/Bond Premiums	604	600	1,000
530 Telephone	0	0	0
538 Postage	0	25	50
580 Travel	7,351	4,447	7,000
598 Misc Services & Charges	4,450	2,324	3,000
Other Services and Charges	<u>14,596</u>	<u>8,296</u>	<u>12,650</u>
610 General Supplies	1,672	698	700
650 NCO Furniture/Equipment Supplies	<u>0</u> <u>1,672</u>	<u>0</u> <u>698</u>	<u>0</u> <u>700</u>
740 Machinery and Equipment Capital Outlay	<u>0</u> <u>0</u>	<u>0</u> <u>0</u>	<u>0</u> <u>0</u>
Intoxilizer Program	\$ <u>105,011</u>	\$ <u>102,507</u>	\$ <u>103,406</u>

**SAN PATRICIO COUNTY, TEXAS
WOMEN, INFANTS AND CHILDREN PROGRAM
BUDGET 2021**

	2019 <u>ACTUAL</u>	2020 <u>ESTIMATE</u>	2021 <u>BUDGET</u>
Beginning Balance	\$ 21,045	\$ 24,809	\$ 0
Revenues	699,273	630,766	706,180
Transfers In	<u>0</u>	<u>0</u>	<u>0</u>
Total Revenues and Transfers In	<u>699,273</u>	<u>630,766</u>	<u>706,180</u>
Available Resources	<u>720,317</u>	<u>655,575</u>	<u>706,180</u>
Expenditures	695,508	655,575	692,951
Transfers Out	<u>0</u>	<u>0</u>	<u>0</u>
Total Expenditures and Transfer Out	<u>695,508</u>	<u>655,575</u>	<u>692,951</u>
Ending Balance	\$ <u>24,809</u>	\$ <u>0</u>	\$ <u>13,229</u>

**SAN PATRICIO COUNTY, TEXAS
WOMEN, INFANTS AND CHILDREN PROGRAM
BUDGET 2021**

	2019 ACTUAL	2020 ESTIMATE	2021 BUDGET
552 Revenues			
330-565 WIC Grant	\$ 698,949	\$ 630,572	\$ 706,180
360-101 Interest Earnings	0	0	0
370-401 Refunds, Sundry	324	194	0
390-010 General Fund	0	0	0
Total Revenue	\$ 699,273	\$ 630,766	\$ 706,180
748 W I C			
110 Regular Employees	\$ 358,820	\$ 410,705	\$ 416,551
115 Temporary Employees	0	0	18,060
185 Phone Allowance	1,800	1,800	1,200
190 Longevity Pay	2,958	2,810	3,544
195 Overtime	11,574	9,356	8,000
210 Group Insurance	59,901	51,248	77,370
220 Social Security Taxes	26,741	32,718	34,109
230 Retirement Contributions	41,792	53,938	51,140
250 Unemployment Insurance	627	643	1,559
260 Workers' Compensation Ins	760	803	1,028
Personal Services	<u>504,974</u>	<u>564,021</u>	<u>612,561</u>
312 Conference and Assoc Dues	2,789	1,270	5,000
330 Pre-Employment Physicals	0	86	150
341 Other Professional Services	17,833	27,209	5,000
410 Utilities	2,830	1,341	2,000
421 Waste Disposal	0	0	0
430 Building Repairs/Maint	0	0	0
434 Equipment Repairs/Maint	184	660	1,320
441 Building/Office Rental	1,920	1,920	1,920
450 Construction Services	0	0	0
520 Insurance/Bond Premiums	671	1,000	1,000
530 Telephone	11,678	13,194	5,000
538 Postage	152	823	1,000
540 Public Notices	0	0	1,000
580 Travel	18,013	7,047	12,000
598 Misc Services & Charges	0	360	20,000
Other Services and Charges	<u>56,071</u>	<u>54,910</u>	<u>55,390</u>
610 General Supplies	40,636	28,198	10,000
626 Fuel, Oil, Lubricants	0	0	0
650 NCO Furniture/Equipment	83,908	2,500	5,000
698 Other Supplies	9,920	5,946	10,000
Supplies	<u>134,464</u>	<u>36,644</u>	<u>25,000</u>
740 Machinery and Equipment	0	0	0
Capital Outlay	<u>0</u>	<u>0</u>	<u>0</u>
W I C	\$ 695,508	\$ 655,575	\$ 692,951

**SAN PATRICIO COUNTY, TEXAS
LAW LIBRARY
BUDGET 2021**

	2019 ACTUAL	2020 ESTIMATE	2021 BUDGET
Beginning Balance	\$ 34,103	\$ 16,881	\$ 62
Revenues	58,520	38,056	47,800
Transfers In	<u>0</u>	<u>28,000</u>	<u>41,500</u>
Total Revenues and Transfers In	<u>58,520</u>	<u>66,056</u>	<u>89,300</u>
Available Resources	<u>92,623</u>	<u>82,937</u>	<u>89,362</u>
Expenditures	75,742	82,875	89,102
Transfers Out	<u>0</u>	<u>0</u>	<u>0</u>
Total Expenditures and Transfer Out	<u>75,742</u>	<u>82,875</u>	<u>89,102</u>
Ending Balance	\$ <u>16,881</u>	\$ <u>62</u>	\$ <u>260</u>

**SAN PATRICIO COUNTY, TEXAS
LAW LIBRARY
BUDGET 2021**

	2019 <u>ACTUAL</u>	2020 <u>ESTIMATE</u>	2021 <u>BUDGET</u>
154 Revenues			
340-317 Law Library-County Clerk	\$ 30,382	\$ 16,400	\$ 23,300
340-319 Law Library-Dist Clerk	27,471	21,562	24,500
360-101 Interest Earnings	667	94	0
370-401 Refunds, Sundry	0	0	0
390-010 General Fund	<u>0</u>	<u>28,000</u>	<u>41,500</u>
Total Revenue	\$ <u>58,520</u>	\$ <u>66,056</u>	\$ <u>89,300</u>
480 Law Library			
110 Regular Employees	\$ 0	\$ 0	\$ 6,584
115 Temporary Employees	0	0	0
190 Longevity Pay	0	0	0
210 Group Insurance	0	0	0
220 Social Security Taxes	0	0	0
230 Retirement Contributions	0	0	0
250 Unemployment Insurance	0	0	0
260 Workers' Compensation Ins	<u>0</u>	<u>0</u>	<u>18</u>
Personal Services	<u>0</u>	<u>0</u>	<u>6,602</u>
520 Insurance/Bond Premiums	30	200	200
540 Public Notices	0	0	100
598 Misc Services & Charges	<u>0</u>	<u>0</u>	<u>100</u>
Other Services and Charges	<u>30</u>	<u>200</u>	<u>400</u>
610 General Supplies	0	175	100
641 Books, Subscriptions	75,713	82,500	80,000
650 NCO Furniture/Equipment	<u>0</u>	<u>0</u>	<u>2,000</u>
Supplies	<u>75,713</u>	<u>82,675</u>	<u>82,100</u>
740 Machinery and Equipment	<u>0</u>	<u>0</u>	<u>0</u>
Capital Outlay	<u>0</u>	<u>0</u>	<u>0</u>
Law Library	\$ <u>75,742</u>	\$ <u>82,875</u>	\$ <u>89,102</u>

**SAN PATRICIO COUNTY, TEXAS
COURTHOUSE SECURITY FUND
BUDGET 2021**

	2019 <u>ACTUAL</u>	2020 <u>ESTIMATE</u>	2021 <u>BUDGET</u>
Beginning Balance	\$ 497,489	\$ 469,750	\$ 404,284
Revenues	73,346	61,612	62,900
Transfers In	<u>0</u>	<u>0</u>	<u>0</u>
Total Revenues and Transfers In	<u>73,346</u>	<u>61,612</u>	<u>62,900</u>
Available Resources	<u>570,835</u>	<u>531,362</u>	<u>467,184</u>
Expenditures	101,085	127,078	160,535
Transfers Out	<u>0</u>	<u>0</u>	<u>0</u>
Total Expenditures and Transfer Out	<u>101,085</u>	<u>127,078</u>	<u>160,535</u>
Ending Balance	\$ <u>469,750</u>	\$ <u>404,284</u>	\$ <u>306,649</u>

**SAN PATRICIO COUNTY, TEXAS
COURTHOUSE SECURITY FUND
BUDGET 2021**

	2019 ACTUAL	2020 ESTIMATE	2021 BUDGET
403 Revenues			
340-106 County Clerk	\$ 15,046	\$ 13,802	\$ 14,400
340-112 District Clerk	4,885	3,987	4,400
340-113 Justice Courts	41,814	39,529	40,600
360-101 Interest Earnings	11,472	4,195	3,500
370-401 Refunds, Sundry	129	99	0
	<u>73,346</u>	<u>61,612</u>	<u>62,900</u>
Total Revenue	\$ 73,346	\$ 61,612	\$ 62,900
670 Courthouse Security			
110 Regular Employees	\$ 32,587	\$ 39,390	\$ 35,676
190 Longevity Pay	150	180	222
195 Overtime	2,937	2,056	0
210 Group Insurance	6,730	6,384	7,737
220 Social Security Taxes	2,653	3,447	2,746
230 Retirement Contributions	3,974	5,565	4,118
250 Unemployment Insurance	78	79	126
260 Workers' Compensation Ins	426	441	560
Personal Services	<u>49,535</u>	<u>57,542</u>	<u>51,185</u>
312 Conference and Assoc Dues	715	500	1,000
330 Pre-Employment Physicals	0	0	0
336 Engineering/Architectural	0	0	0
341 Other Professional Services	0	0	0
434 Equipment Repairs/Maint	225	2,000	4,000
442 Vehicle/Equipment Rental	0	0	0
520 Insurance/Bond Premiums	170	500	1,000
540 Public Notices	0	0	0
580 Travel	0	400	800
598 Misc Services & Charges	21,307	9,874	1,850
Other Services and Charges	<u>22,417</u>	<u>13,274</u>	<u>8,650</u>
610 General Supplies	12,093	4,328	700
650 NCO Furniture/Equipment	17,040	51,934	100,000
Supplies	<u>29,133</u>	<u>56,262</u>	<u>100,700</u>
740 Machinery and Equipment	0	0	0
Capital Outlay	<u>0</u>	<u>0</u>	<u>0</u>
Courthouse Security	\$ 101,085	\$ 127,078	\$ 160,535

**SAN PATRICIO COUNTY, TEXAS
RECORDS MANAGEMENT FUND
BUDGET 2021**

	2019 ACTUAL	2020 ESTIMATE	2021 BUDGET
Beginning Balance	\$ 481,982	\$ 432,531	\$ 397,243
Revenues	297,624	258,114	272,700
Transfers In	<u>0</u>	<u>0</u>	<u>0</u>
Total Revenues and Transfers In	<u>297,624</u>	<u>258,114</u>	<u>272,700</u>
Available Resources	<u>779,606</u>	<u>690,645</u>	<u>669,943</u>
Expenditures	347,075	293,402	464,643
Transfers Out	<u>0</u>	<u>0</u>	<u>0</u>
Total Expenditures and Transfer Out	<u>347,075</u>	<u>293,402</u>	<u>464,643</u>
Ending Balance	\$ <u><u>432,531</u></u>	\$ <u><u>397,243</u></u>	\$ <u><u>205,300</u></u>

**SAN PATRICIO COUNTY, TEXAS
RECORDS MANAGEMENT FUND
BUDGET 2021**

	2019 <u>ACTUAL</u>	2020 <u>ESTIMATE</u>	2021 <u>BUDGET</u>
100 Revenues			
340-325 Records Mgmt - County Clerk	\$ 8,983	\$ 4,107	\$ 6,500
340-326 Records Mgmt - District Clerk	14,910	12,479	13,600
340-327 Rec Mgmt - County Clerk - Special	118,669	110,263	114,400
340-328 Co Clerk Records Archive Fee	118,145	106,420	112,200
340-329 Digital Record Preservation	4,643	2,860	3,700
340-330 Digital Record Preservation	9,342	10,226	9,700
340-331 Dist Clerk Archive Fee	9,807	7,496	8,600
360-101 Interest Earnings	13,104	4,263	4,000
370-401 Refunds, Sundry	21	0	0
	<u>297,624</u>	<u>258,114</u>	<u>272,700</u>
Total Revenue	\$ 297,624	\$ 258,114	\$ 272,700
403 County Clerk			
110 Regular Employees	\$ 15,722	\$ 24,637	\$ 31,103
115 Temporary Employees	0	0	0
190 Longevity Pay	24	54	95
195 Overtime	156	521	0
210 Group Insurance	5,460	5,905	7,737
220 Social Security Taxes	1,144	1,814	2,387
230 Retirement Contributions	1,771	2,884	3,578
250 Unemployment Insurance	27	43	109
260 Workers' Compensation Ins	58	68	75
Personal Services	<u>24,363</u>	<u>35,926</u>	<u>45,084</u>
312 Conference and Assoc Dues	0	0	100
341 Other Professional Services	23,636	65,000	80,000
410 Utilities	4,079	2,487	4,000
430 Building Repairs/Maint	0	0	0
432 Vehicle Repairs/Maint	0	0	0
434 Equipment Repairs/Maint	0	5,000	10,000
450 Construction Services	0	0	0
460 Software License/Support	0	5,900	0
520 Insurance/Bond Premiums	166	400	400
540 Public Notices	0	0	0
580 Travel	0	0	200
598 Misc Services & Charges	613	9,139	3,559
Other Services and Charges	<u>28,494</u>	<u>87,926</u>	<u>98,259</u>
610 General Supplies	0	1,750	3,500
650 NCO Furniture/Equipment	470	0	0
Supplies	<u>470</u>	<u>1,750</u>	<u>3,500</u>
740 Machinery and Equipment	<u>53,529</u>	<u>5,800</u>	<u>5,800</u>
Capital Outlay	<u>53,529</u>	<u>5,800</u>	<u>5,800</u>
County Clerk	<u>106,855</u>	<u>131,402</u>	<u>152,643</u>
404 Records Archive/Preservation			
341 Other Professional Services	232,468	65,000	248,000
Other Services and Charges	<u>232,468</u>	<u>65,000</u>	<u>248,000</u>
Records Archive/Preservation	<u>232,468</u>	<u>65,000</u>	<u>248,000</u>

**SAN PATRICIO COUNTY, TEXAS
RECORDS MANAGEMENT FUND
BUDGET 2021**

	<u>2019 ACTUAL</u>	<u>2020 ESTIMATE</u>	<u>2021 BUDGET</u>
465 District Clerk			
110 Regular Employees	\$ 0	\$ 0	0
190 Longevity Pay	0	0	0
195 Overtime	0	0	0
210 Group Insurance	0	0	0
220 Social Security Taxes	0	0	0
230 Retirement Contributions	0	0	0
250 Unemployment Insurance	0	0	0
260 Workers' Compensation Ins	55	0	0
Personal Services	<u>55</u>	<u>0</u>	<u>0</u>
312 Conference and Assoc Dues	0	0	0
434 Equipment Repairs/Maint	0	0	0
520 Insurance/Bond Premiums	0	0	0
580 Travel	0	0	0
598 Misc Services & Charges	0	0	0
Other Services and Charges	<u>0</u>	<u>0</u>	<u>0</u>
610 General Supplies	0	0	0
650 NCO Furniture/Equipment Supplies	<u>0</u>	<u>0</u>	<u>0</u>
740 Machinery and Equipment Capital Outlay	<u>0</u>	<u>0</u>	<u>0</u>
District Clerk	<u>55</u>	<u>0</u>	<u>0</u>
466 Records Archive/Preservation			
341 Other Professional Services	7,696	97,000	64,000
Other Services and Charges	<u>7,696</u>	<u>97,000</u>	<u>64,000</u>
Records Archive/Preservation	<u>7,696</u>	<u>97,000</u>	<u>64,000</u>
Records Management Fund	<u>\$ 347,075</u>	<u>\$ 293,402</u>	<u>\$ 464,643</u>

**SAN PATRICIO COUNTY, TEXAS
COURT TECHNOLOGY FEE FUND
BUDGET 2021**

	2019 <u>ACTUAL</u>	2020 <u>ESTIMATE</u>	2021 <u>BUDGET</u>
Beginning Balance	\$ 316,840	\$ 271,737	\$ 232,203
Revenues	56,011	43,457	47,000
Transfers In	<u>0</u>	<u>0</u>	<u>0</u>
Total Revenues and Transfers In	<u>56,011</u>	<u>43,457</u>	<u>47,000</u>
Available Resources	<u>372,852</u>	<u>315,194</u>	<u>279,203</u>
Expenditures	68,729	82,991	186,800
Transfers Out	<u>32,386</u>	<u>0</u>	<u>0</u>
Total Expenditures and Transfer Out	<u>101,115</u>	<u>82,991</u>	<u>186,800</u>
Ending Balance	\$ <u>271,737</u>	\$ <u>232,203</u>	\$ <u>92,403</u>

**SAN PATRICIO COUNTY, TEXAS
COURT TECHNOLOGY FEE FUND
BUDGET 2021**

	2019 <u>ACTUAL</u>	2020 <u>ESTIMATE</u>	2021 <u>BUDGET</u>
152 Revenues			
340-302 Justice Court Technology Fee	\$ 41,791	\$ 35,969	\$ 38,800
340-331 County Clerk Technology Fee	6,233	4,135	5,100
340-332 District Clerk Technology Fee	<u>624</u>	<u>560</u>	<u>600</u>
Total Charges for Services	<u>48,648</u>	<u>40,664</u>	<u>44,500</u>
360-101 Interest Earnings	<u>7,363</u>	<u>2,793</u>	<u>2,500</u>
Investment Earnings	<u>7,363</u>	<u>2,793</u>	<u>2,500</u>
Total Revenue	\$ <u><u>56,011</u></u>	\$ <u><u>43,457</u></u>	\$ <u><u>47,000</u></u>
450 County Court			
460 Software License/Support	\$ <u>39,740</u>	\$ <u>20,000</u>	\$ <u>30,000</u>
Other Services and Charges	<u>39,740</u>	<u>20,000</u>	<u>30,000</u>
460 District Court			
460 Software License/Support	<u>0</u>	<u>20,000</u>	<u>30,000</u>
Other Services and Charges	<u>0</u>	<u>20,000</u>	<u>30,000</u>
479 Justices of the Peace			
312 Conference and Assoc Dues	0	2,500	5,000
434 Equipment Repairs/Maint	996	500	1,000
460 Software License/Support	23,000	5,000	85,000
530 Telephone	0	0	0
580 Travel	0	1,000	2,000
598 Misc Services & Charges	<u>0</u>	<u>1,200</u>	<u>1,500</u>
Other Services and Charges	<u>23,996</u>	<u>10,200</u>	<u>94,500</u>
610 General Supplies	2,988	20,755	16,300
650 NCO Furniture/Equipment Supplies	<u>2,005</u>	<u>12,036</u>	<u>16,000</u>
	<u>4,993</u>	<u>32,791</u>	<u>32,300</u>
740 Machinery and Equipment Capital Outlay	<u>0</u>	<u>0</u>	<u>0</u>
	<u>0</u>	<u>0</u>	<u>0</u>
Justices of the Peace	<u>28,989</u>	<u>42,991</u>	<u>126,800</u>
900 Operating Transfers Out			
150 District Courts Operating <i>Operating Transfers Out</i>	<u>32,386</u>	<u>0</u>	<u>0</u>
	<u>32,386</u>	<u>0</u>	<u>0</u>
Court Technology Fund	\$ <u><u>101,115</u></u>	\$ <u><u>82,991</u></u>	\$ <u><u>186,800</u></u>

**SAN PATRICIO COUNTY, TEXAS
COURT REPORTER SERVICE FUND
BUDGET 2021**

	2019 ACTUAL	2020 ESTIMATE	2021 BUDGET
Beginning Balance	\$ 127,821	\$ 132,783	\$ 98,683
Revenues	21,232	14,900	16,900
Transfers In	<u>0</u>	<u>0</u>	<u>0</u>
Total Revenues and Transfers In	<u>21,232</u>	<u>14,900</u>	<u>16,900</u>
Available Resources	<u>149,054</u>	<u>147,683</u>	<u>115,583</u>
Expenditures	16,271	49,000	100,000
Transfers Out	<u>0</u>	<u>0</u>	<u>0</u>
Total Expenditures and Transfer Out	<u>16,271</u>	<u>49,000</u>	<u>100,000</u>
Ending Balance	\$ <u>132,783</u>	\$ <u>98,683</u>	\$ <u>15,583</u>

**SAN PATRICIO COUNTY, TEXAS
COURT REPORTER SERVICE FUND
BUDGET 2021**

	2019 <u>ACTUAL</u>	2020 <u>ESTIMATE</u>	2021 <u>BUDGET</u>
153 Revenues			
340-106 County Clerk	\$ 6,484	\$ 4,369	\$ 5,400
340-112 District Clerk	<u>11,704</u>	<u>9,297</u>	<u>10,500</u>
Total Charges for Services	<u>18,188</u>	<u>13,666</u>	<u>15,900</u>
360-101 Interest Earnings	<u>3,044</u>	<u>1,234</u>	<u>1,000</u>
Investment Earnings	<u>3,044</u>	<u>1,234</u>	<u>1,000</u>
370-401 Refunds, Sundry	<u>0</u>	<u>0</u>	<u>0</u>
Other Revenue & Transfers In	<u>0</u>	<u>0</u>	<u>0</u>
Total Revenue	<u>\$ 21,232</u>	<u>\$ 14,900</u>	<u>\$ 16,900</u>
450 County Court			
321 Other Costs of Court	\$ 0	\$ 0	\$ 1,000
329 Court Reporter Services	<u>0</u>	<u>12,500</u>	<u>25,000</u>
Other Services and Charges	<u>0</u>	<u>12,500</u>	<u>26,000</u>
460 District Court			
110 Regular Employees	8575	0	0
195 Overtime	0	0	0
220 Social Security Taxes	656	0	0
321 Other Costs of Court	0	0	1,000
329 Court Reporter Services	<u>7,040</u>	<u>36,500</u>	<u>73,000</u>
Other Services and Charges	<u>16,271</u>	<u>36,500</u>	<u>74,000</u>
District Court	<u>\$ 16,271</u>	<u>\$ 49,000</u>	<u>\$ 100,000</u>

**SAN PATRICIO COUNTY, TEXAS
COASTAL BEND COG GRANT
BUDGET 2021**

	2019 ACTUAL	2020 ESTIMATE	2021 BUDGET
Beginning Balance	\$ 216,046	\$ 181,501	\$ 96,406
Revenues	4,804	1,650	1,000
Transfers In	<u>0</u>	<u>0</u>	<u>0</u>
Total Revenues and Transfers In	<u>4,804</u>	<u>1,650</u>	<u>1,000</u>
Available Resources	<u>220,850</u>	<u>183,151</u>	<u>97,406</u>
Expenditures	39,349	86,745	95,000
Transfers Out	<u>0</u>	<u>0</u>	<u>0</u>
Total Expenditures and Transfer Out	<u>39,349</u>	<u>86,745</u>	<u>95,000</u>
Ending Balance	\$ <u>181,501</u>	\$ <u>96,406</u>	\$ <u>2,406</u>

**SAN PATRICIO COUNTY, TEXAS
COASTAL BEND COG GRANT
BUDGET 2021**

	2019 <u>ACTUAL</u>	2020 <u>ESTIMATE</u>	2021 <u>BUDGET</u>
409 Revenues			
330-276 SHS Grant	\$ 0	\$ 0	\$ 0
330-404 Coastal Bend COG-911 Funding	<u>0</u>	<u>0</u>	<u>0</u>
Total Charges for Services	<u>0</u>	<u>0</u>	<u>0</u>
360-101 Interest Earnings	<u>4,804</u>	<u>1,650</u>	<u>1,000</u>
Investment Earnings	<u>4,804</u>	<u>1,650</u>	<u>1,000</u>
Total Revenue	\$ <u><u>4,804</u></u>	\$ <u><u>1,650</u></u>	\$ <u><u>1,000</u></u>
660 County Sheriff			
312 Conference and Assoc Dues	\$ 2,060	\$ 8,000	\$ 11,000
434 Equipment Repairs/Maint	77	1,500	1,000
450 Construction Services	0	0	0
530 Telephone	0	500	1,000
580 Travel	2,788	9,000	10,000
598 Misc Services & Charges	14,670	11,094	14,000
Other Services and Charges	<u>19,595</u>	<u>30,094</u>	<u>37,000</u>
610 General Supplies	9,730	20,000	20,000
650 NCO Furniture/Equipment Supplies	<u>10,024</u> <u>19,754</u>	<u>19,005</u> <u>39,005</u>	<u>20,000</u> <u>40,000</u>
740 Machinery and Equipment Capital Outlay	<u>0</u> <u>0</u>	<u>17,646</u> <u>17,646</u>	<u>18,000</u> <u>18,000</u>
900 Operating Transfers Out			
010 General Fund	<u>0</u>	<u>0</u>	<u>0</u>
Operating Transfers Out	<u>0</u>	<u>0</u>	<u>0</u>
County Sheriff	\$ <u><u>39,349</u></u>	\$ <u><u>86,745</u></u>	\$ <u><u>95,000</u></u>

**SAN PATRICIO COUNTY, TEXAS
COMMUNICATIONS SYSTEM
BUDGET 2021**

	2019 <u>ACTUAL</u>	2020 <u>ESTIMATE</u>	2021 <u>BUDGET</u>
Beginning Balance	\$ 339,754	\$ 333,529	\$ 207,961
Revenues	62,196	33,453	32,000
Transfers In	<u>0</u>	<u>0</u>	<u>0</u>
Total Revenues and Transfers In	<u>62,196</u>	<u>33,453</u>	<u>32,000</u>
Available Resources	<u>401,950</u>	<u>366,982</u>	<u>239,961</u>
Expenditures	68,421	159,021	194,000
Transfers Out	<u>0</u>	<u>0</u>	<u>0</u>
Total Expenditures and Transfer Out	<u>68,421</u>	<u>159,021</u>	<u>194,000</u>
Ending Balance	\$ <u>333,529</u>	\$ <u>207,961</u>	\$ <u>45,961</u>

**SAN PATRICIO COUNTY, TEXAS
COMMUNICATIONS SYSTEM
BUDGET 2021**

	2019 <u>ACTUAL</u>	2020 <u>ESTIMATE</u>	2021 <u>BUDGET</u>
411 Revenues			
330-405 SHSP Grant	0	0	0
340-405 Radio Maintenance Fee	<u>41,760</u>	<u>30,420</u>	<u>30,000</u>
Total Charges for Services	<u>41,760</u>	<u>30,420</u>	<u>30,000</u>
360-101 Interest Earnings	<u>8,049</u>	<u>3,033</u>	<u>2,000</u>
Investment Earnings	<u>8,049</u>	<u>3,033</u>	<u>2,000</u>
370-100 Sale of Fixed Assets	0	0	0
370-101 Insurance Recovery-Assets	0	0	0
370-401 Refunds, Sundry	12,386	0	0
390-010 General Fund	<u>0</u>	<u>0</u>	<u>0</u>
Other Revenue & Transfers In	<u>12,386</u>	<u>0</u>	<u>0</u>
Total Revenue	<u>\$ 62,196</u>	<u>\$ 33,453</u>	<u>\$ 32,000</u>
665 Communications System			
434 Equipment Repairs/Maint	\$ 28,746	\$ 46,800	\$ 52,000
450 Construction Services	1,665	9,000	10,000
598 Misc Services & Charges	<u>13,314</u>	<u>20,725</u>	<u>32,000</u>
Other Services and Charges	<u>43,725</u>	<u>76,525</u>	<u>94,000</u>
610 General Supplies	14,288	10,233	20,000
650 NCO Furniture/Equipment Supplies	<u>10,408</u> <u>24,696</u>	<u>36,263</u> <u>46,496</u>	<u>40,000</u> <u>60,000</u>
740 Machinery and Equipment Capital Outlay	<u>0</u> <u>0</u>	<u>36,000</u> <u>36,000</u>	<u>40,000</u> <u>40,000</u>
Communications System	<u>\$ 68,421</u>	<u>\$ 159,021</u>	<u>\$ 194,000</u>

**SAN PATRICIO COUNTY, TEXAS
SAN PATRICIO COUNTY AIRPORT FUND
BUDGET 2021**

	2019 <u>ACTUAL</u>	2020 <u>ESTIMATE</u>	2021 <u>BUDGET</u>
Beginning Balance	\$ <u>688,465</u>	\$ <u>532,916</u>	\$ <u>789,066</u>
Revenues	622,355	483,349	535,000
Transfers In	<u>1,300,000</u>	<u>1,317,188</u>	<u>1,640,000</u>
Total Revenues and Transfers In	<u>1,922,355</u>	<u>1,800,537</u>	<u>2,175,000</u>
Available Resources	<u>2,610,820</u>	<u>2,333,453</u>	<u>2,964,066</u>
Expenditures	2,077,904	1,544,387	1,974,986
Transfers Out	<u>0</u>	<u>0</u>	<u>0</u>
Total Expenditures and Transfer Out	<u>2,077,904</u>	<u>1,544,387</u>	<u>1,974,986</u>
Ending Balance	\$ <u><u>532,916</u></u>	\$ <u><u>789,066</u></u>	\$ <u><u>989,080</u></u>

**SAN PATRICIO COUNTY, TEXAS
SAN PATRICIO COUNTY AIRPORT FUND
BUDGET 2021**

	2019 <u>ACTUAL</u>	2020 <u>ESTIMATE</u>	2021 <u>BUDGET</u>
500 Revenues			
330-504 TXDOT Grant	\$ 150,000	\$ 50,000	\$ 100,000
360-101 Interest Earnings	11,998	3,680	2,000
370-101 Insurance Recovery-Assets	5,662	0	0
370-201 Rental Income	194,954	162,042	160,000
370-307 Fuel Sales - TPMP	236,355	227,555	232,000
370-308 Fuel Sales - Sinton	22,125	38,508	41,000
370-401 Refunds, Sundry	1,262	1,564	0
390-010 General Fund	400,000	400,000 *	400,000
390-720 Capital Improvements	900,000	917,188 *	1,240,000
	<u>1,922,355</u>	<u>1,800,537</u>	<u>2,175,000</u>
Total Revenue and Transfers In	\$ 1,922,355	\$ 1,800,537	\$ 2,175,000
732 Sinton Airport			
110 Regular Employees	\$ 0	\$ 0	\$ 34,068
185 Phone Allowance	0	0	600
190 Longevity Pay	0	0	177
195 Overtime	0	0	0
210 Group Insurance	0	0	7,737
220 Social Security Taxes	0	0	2,666
230 Retirement Contributions	0	0	3,997
250 Unemployment Insurance	0	0	122
260 Workers' Compensation Ins	0	0	927
Personal Services	<u>0</u>	<u>0</u>	<u>50,294</u>
336 Engineering/Architectural	\$ 3,700	\$ 5,375	\$ 10,000
410 Utilities	7,171	7,108	9,000
421 Waste Disposal	0	0	0
424 Grounds Maintenance	0	0	0
430 Building Repairs/Maint	60,549	8,595	10,000
432 Vehicle Repairs/Maint	95	271	1,000
434 Equipment Repairs/Maint	10,818	34,862	10,000
442 Vehicle/Equipment Rental	40	250	500
450 Construction Services	1,358	300,000	250,000
451 Sealcoating	146,138	0	100,000
520 Insurance/Bond Premiums	7,785	8,000	7,000
530 Telephone	2,141	2,368	2,340
538 Postage	0	14	100
540 Public Notices	105	100	200
598 Misc Services & Charges	1,397	885	1,500
<i>Other Services and Charges</i>	<u>241,299</u>	<u>367,828</u>	<u>401,640</u>
602 Repair Materials	874	4,300	4,000
604 Repair Parts	4,083	2,819	8,500
608 Signage	0	50	100
610 General Supplies	351	1,224	1,500
626 Fuel, Oil, Lubricants	40,276	19,425	50,000
627 Automotive Supplies	0	0	500
650 NCO Furniture/Equipment	0	0	0
698 Other Supplies	970	1,502	3,000
<i>Supplies</i>	<u>46,554</u>	<u>29,320</u>	<u>67,600</u>
740 Machinery and Equipment	<u>9,104</u>	<u>0</u>	<u>100,000</u>
<i>Capital Outlay</i>	<u>9,104</u>	<u>0</u>	<u>100,000</u>
Sinton Airport	<u>296,956</u>	<u>397,148</u>	<u>619,534</u>

**SAN PATRICIO COUNTY, TEXAS
SAN PATRICIO COUNTY AIRPORT FUND
BUDGET 2021**

	2019 <u>ACTUAL</u>	2020 <u>ESTIMATE</u>	2021 <u>BUDGET</u>
734 T. P. McCampbell Airport			
110 Regular Employees	\$ 126,922	\$ 163,182	\$ 96,954
115 Temporary Employees	9,721	798	7,237
185 Phone Allowance	1,200	1,200	600
190 Longevity Pay	171	277	264
195 Overtime	1,305	1,259	3,500
210 Group Insurance	8,738	7,944	15,474
220 Social Security Taxes	10,582	13,491	8,305
230 Retirement Contributions	14,437	21,254	12,451
250 Unemployment Insurance	237	248	379
260 Workers' Compensation Ins	2,614	3,088	2,888
Personal Services	<u>175,927</u>	<u>212,741</u>	<u>148,052</u>
312 Conference and Assoc Dues	2,280	1,554	4,000
330 Pre-Employment Physicals	0	100	200
336 Engineering/Architectural	23,440	67,500	40,000
341 Other Professional Services	0	0	0
410 Utilities	13,726	9,843	13,000
421 Waste Disposal	1,320	0	0
424 Grounds Maintenance	0	0	0
430 Building Repairs/Maint	0	268	1,200
432 Vehicle Repairs/Maint	845	4,695	5,500
434 Equipment Repairs/Maint	22,799	19,088	10,000
442 Vehicle/Equipment Rental	500	1,200	1,000
450 Construction Services	819,515	100,000	500,000
451 Sealcoating	0	385,000	250,000
520 Insurance/Bond Premiums	11,902	10,000	10,000
530 Telephone	3,977	2,524	2,100
538 Postage	126	150	300
540 Public Notices	418	250	500
580 Travel	2,300	500	3,500
588 Hauling Charges	0	0	0
598 Misc Services & Charges	5,710	20,051	10,000
<i>Other Services and Charges</i>	<u>908,859</u>	<u>622,723</u>	<u>851,300</u>
602 Repair Materials	9,170	4,749	8,000
604 Repair Parts	6,757	8,306	10,000
608 Signage	0	250	500
610 General Supplies	16,140	6,028	6,000
626 Fuel, Oil, Lubricants	219,785	195,515	325,000
627 Automotive Supplies	3,193	1,468	500
641 Books, Subscriptions	0	50	100
650 NCO Furniture/Equipment	27,346	250	3,000
698 Other Supplies	232	1,750	3,000
<i>Supplies</i>	<u>282,622</u>	<u>218,366</u>	<u>356,100</u>
730 Improvements	370,143	0	0
740 Machinery and Equipment	43,398	93,409	0
<i>Capital Outlay</i>	<u>413,540</u>	<u>93,409</u>	<u>0</u>
T. P. McCampbell Airport	<u>1,780,948</u>	<u>1,147,239</u>	<u>1,355,452</u>
San Patricio County Airport Fund	<u>\$ 2,077,904</u>	<u>\$ 1,544,387</u>	<u>\$ 1,974,986</u>

**SAN PATRICIO COUNTY, TEXAS
ELECTION SERVICES
BUDGET 2021**

	2019 ACTUAL	2020 ESTIMATE	2021 BUDGET
Beginning Balance	\$ 207,364	\$ 298,647	\$ 209,465
Revenues	91,283	10,818	15,300
Transfers In	<u>0</u>	<u>0</u>	<u>0</u>
Total Revenues and Transfers In	<u>91,283</u>	<u>10,818</u>	<u>15,300</u>
Available Resources	<u>298,647</u>	<u>309,465</u>	<u>224,765</u>
Expenditures	0	100,000	100,000
Transfers Out	<u>0</u>	<u>0</u>	<u>0</u>
Total Expenditures and Transfer Out	<u>0</u>	<u>100,000</u>	<u>100,000</u>
Ending Balance	\$ <u>298,647</u>	\$ <u>209,465</u>	\$ <u>124,765</u>

**SAN PATRICIO COUNTY, TEXAS
ELECTION SERVICES
BUDGET 2021**

	2019 <u>ACTUAL</u>	2020 <u>ESTIMATE</u>	2021 <u>BUDGET</u>
252 Revenues			
340-607 Election Services Fee	\$ 12,065	\$ 2,711	\$ 7,300
360-101 Investment Earnings	5,983	2,792	2,500
370-100 Sale of Fixed Assets	0	0	0
370-201 Rental Income	73,235	5,315	5,500
370-401 Refunds, Sundry	0	0	0
390-010 General Fund	<u>0</u>	<u>0</u>	<u>0</u>
Total Revenue	\$ <u>91,283</u>	\$ <u>10,818</u>	\$ <u>15,300</u>
520 Election Services			
312 Conference and Assoc Dues	\$ 0	\$ 0	\$ 0
341 Other Professional Services	0	0	0
434 Equipment Repairs/Maint	0	0	0
442 Vehicle/Equipment Rental	0	0	0
520 Insurance/Bond Premiums	0	0	0
530 Telephone	0	0	0
538 Postage	0	0	0
540 Public Notices	0	0	0
580 Travel	0	0	0
598 Misc Services & Charges	<u>0</u>	<u>0</u>	<u>0</u>
<i>Other Services and Charges</i>	<u>0</u>	<u>0</u>	<u>0</u>
610 General Supplies	0	0	0
641 Books, Subscriptions	0	0	0
650 NCO Furniture/Equipment	0	0	0
698 Other Supplies	<u>0</u>	<u>0</u>	<u>0</u>
<i>Supplies</i>	<u>0</u>	<u>0</u>	<u>0</u>
740 Machinery and Equipment	<u>0</u>	<u>100,000</u>	<u>100,000</u>
<i>Capital Outlay</i>	<u>0</u>	<u>100,000</u>	<u>100,000</u>
Election Services	<u>0</u>	<u>100,000</u>	<u>100,000</u>
ELECTION SERVICES	\$ <u>0</u>	\$ <u>100,000</u>	\$ <u>100,000</u>

**SAN PATRICIO COUNTY, TEXAS
COUNTY ATTORNEY PRETRIAL DIVERSION
BUDGET 2021**

	2019 <u>ACTUAL</u>	2020 <u>ESTIMATE</u>	2021 <u>BUDGET</u>
Beginning Balance	\$ <u>142,623</u>	\$ <u>7,420</u>	\$ <u>30,560</u>
Revenues	87,507	55,430	70,250
Transfers In	<u>0</u>	<u>0</u>	<u>0</u>
Total Revenues and Transfers In	<u>87,507</u>	<u>55,430</u>	<u>70,250</u>
Available Resources	<u>230,131</u>	<u>62,850</u>	<u>100,810</u>
Expenditures	222,711	32,290	97,695
Transfers Out	<u>0</u>	<u>0</u>	<u>0</u>
Total Expenditures and Transfer Out	<u>222,711</u>	<u>32,290</u>	<u>97,695</u>
Ending Balance	\$ <u><u>7,420</u></u>	\$ <u><u>30,560</u></u>	\$ <u><u>3,115</u></u>

**SAN PATRICIO COUNTY, TEXAS
COUNTY ATTORNEY PRETRIAL DIVERSION
BUDGET 2021**

	2019 <u>ACTUAL</u>	2020 <u>ESTIMATE</u>	2021 <u>BUDGET</u>
201 Revenues			
330-201 Asst Prosecutor Longevity	\$ 0	\$ 0	\$ 0
340-153 Co Atty Pretrial Intervention	85,190	55,320	70,200
360-101 Interest Earnings	2,240	110	50
370-401 Refunds, Sundry	<u>77</u>	<u>0</u>	<u>0</u>
Total Revenue and Transfers In	\$ <u>87,507</u>	\$ <u>55,430</u>	\$ <u>70,250</u>
County Attorney			
110 Regular Employees	\$ 117,479	\$ 23,544	\$ 24,500
185 Phone Allowance	1,175	600	600
190 Longevity Pay	2,867	720	0
210 Group Insurance	13,076	2,806	0
220 Social Security Taxes	9,188	1,745	1,921
230 Retirement Contributions	13,538	2,866	2,878
250 Unemployment Insurance	154	0	88
260 Workers' Compensation Ins	34	9	8
<i>Personal Services</i>	<u>157,510</u>	<u>32,290</u>	<u>29,995</u>
312 Conference and Assoc Dues	0	0	1,000
341 Other Professional Services	0	0	0
520 Insurance/Bond Premiums	200	0	0
538 Postage	0	0	100
580 Travel	0	0	500
598 Misc Services & Charges	65,000	0	65,100
<i>Other Services and Charges</i>	<u>65,200</u>	<u>0</u>	<u>66,700</u>
610 General Supplies	0	0	300
641 Books, Subscriptions	0	0	200
650 NCO Furniture/Equipment	0	0	500
<i>Supplies</i>	<u>0</u>	<u>0</u>	<u>1,000</u>
740 Machinery and Equipment	0	0	0
<i>Capital Outlay</i>	<u>0</u>	<u>0</u>	<u>0</u>
County Attorney	\$ <u>222,711</u>	\$ <u>32,290</u>	\$ <u>97,695</u>

CAPITAL PROJECTS FUNDS

Capital Projects Funds are used to account for the acquisition and construction of major capital facilities other than those financed by Enterprise Funds.

**SAN PATRICIO COUNTY, TEXAS
RIGHT-OF-WAY
BUDGET 2021**

	2019 <u>ACTUAL</u>	2020 <u>ESTIMATE</u>	2021 <u>BUDGET</u>
Beginning Balance	\$ <u>1,272,727</u>	\$ <u>1,699,474</u>	\$ <u>1,548,037</u>
Revenues	245,680	24,439	10,000
Transfers In	<u>200,000</u>	<u>0</u>	<u>0</u>
Total Revenues and Transfers In	<u>445,680</u>	<u>24,439</u>	<u>10,000</u>
Available Resources	<u>1,718,407</u>	<u>1,723,913</u>	<u>1,558,037</u>
Expenditures	18,933	175,876	283,148
Transfers Out	<u>0</u>	<u>0</u>	<u>0</u>
Total Expenditures and Transfer Out	<u>18,933</u>	<u>175,876</u>	<u>283,148</u>
Ending Balance	\$ <u><u>1,699,474</u></u>	\$ <u><u>1,548,037</u></u>	\$ <u><u>1,274,889</u></u>

**SAN PATRICIO COUNTY, TEXAS
RIGHT-OF-WAY
BUDGET 2021**

	2019 <u>ACTUAL</u>	2020 <u>ESTIMATE</u>	2021 <u>BUDGET</u>
721 Revenues			
330-503 ROW Reimb	\$ 212,843	\$ 9,000	\$ 0
360-101 Interest Earnings	32,837	15,421	10,000
370-401 Refunds, Sundry	0	18	0
390-010 General Fund	<u>200,000</u>	<u>0</u>	<u>0</u>
Total Revenue and Transfers In	\$ <u>445,680</u>	\$ <u>24,439</u>	\$ <u>10,000</u>
730 Right-Of-Way			
110 Regular Employees	\$ 0	\$ 91,728	\$ 110,574
190 Longevity Pay	0	650	36
195 Overtime	0	0	0
210 Group Insurance	0	5,916	7,737
220 Social Security Taxes	0	7,111	8,462
230 Retirement Contributions	0	10,021	12,687
250 Unemployment Insurance	0	52	387
260 Workers' Compensation Ins	0	237	265
<i>Personal Services</i>	<u>0</u>	<u>115,715</u>	<u>140,148</u>
312 Conference and Assoc Dues	300	299	1,000
326 Appraisal Services	0	25,000	48,000
330 Pre-Employment Physicals	0	86	0
336 Engineering/Architectural	2,000	0	3,000
341 Other Professional Services	9,720	7,526	24,000
432 Vehicle, Repair/Maintenance	0	1,966	1,000
434 Equipment Repairs/Maint	0	500	1,000
455 Utility Adjustments	1,630	12,000	45,000
460 Software License/Support	1,648	1,576	2,000
520 Insurance/Bond Premiums	357	5,000	5,000
530 Telephone	296	1,064	2,000
538 Postage	0	550	500
580 Travel	480	350	3,500
598 Misc Services & Charges	0	1,260	1,500
<i>Other Services and Charges</i>	<u>16,431</u>	<u>57,177</u>	<u>137,500</u>
610 General Supplies	0	1,300	2,500
626 Fuel, Oil, Lubricants	0	684	1,000
650 NCO Furniture/Equipment	2,502	1,000	2,000
<i>Supplies</i>	<u>2,502</u>	<u>2,984</u>	<u>5,500</u>
710 Land	<u>0</u>	<u>0</u>	<u>0</u>
740 Machinery and Equipment	<u>0</u>	<u>0</u>	<u>0</u>
<i>Capital Outlay</i>	<u>0</u>	<u>0</u>	<u>0</u>
900 Operating Transfers Out			
970 Capital Improvements	<u>0</u>	<u>0</u>	<u>0</u>
<i>Operating Transfers Out</i>	<u>0</u>	<u>0</u>	<u>0</u>
Right-Of-Way	\$ <u>18,933</u>	\$ <u>175,876</u>	\$ <u>283,148</u>

DEBT SERVICE FUNDS

Debt Service Funds have been established to receive funds from a tax levy and other sources for the accumulation of funds to meet the annual principal and interest requirements on the outstanding general obligation debt of the County.

SAN PATRICIO COUNTY, TEXAS

STATEMENT OF INDEBTEDNESS

DECEMBER 31, 2020

<u>PERMANENT IMPROVEMENTS DEBT</u>	<u>RATES</u>	<u>DUE DATES</u>	<u>DATE OF ISSUE</u>	<u>FINAL MATURITY DATE</u>
GENERAL OBLIGATION REFUNDING BONDS, 2015	2.00% - 5.00%	(4-1;10-1)	8-15-2015	4-1-2036
TAX AND REVENUE CERTIFICATES OF OBLIGATION, 2016	3.00% - 4.00%	(4-1;10-1)	2-1-2016	4-1-2036
STATE INFRASTRUCTURE BANK LOAN	2.57%	(4-1;10-1)	4-13-2016	4-1-2041
TAX AND REVENUE CERTIFICATES OF OBLIGATION, 2017	3.00% - 4.00%	(4-1;10-1)	4-27-2017	4-1-2037
TAX AND REVENUE CERTIFICATES OF OBLIGATION, 2019	3.00% - 4.00%	(4-1;10-1)	7-11-2019	4-1-2039
TOTAL PERMANENT IMPROVEMENTS DEBT (COUNTY)				
GRAND TOTALS - DEBT				

AMOUNT ISSUED	AMOUNT PAID/DEFEASED	OUTSTANDING		
		PRINCIPAL	INTEREST	TOTAL
\$ 15,415,000	\$ 2,415,000	\$ 13,000,000	\$ 5,329,450	\$ 18,329,450
8,975,000	1,205,000	7,770,000	2,657,675	10,427,675
12,403,039	811,656	11,579,526	3,403,827	14,983,353
9,125,000	860,000	8,265,000	3,102,275	11,367,275
<u>8,780,000</u>	<u>240,000</u>	<u>8,540,000</u>	<u>3,533,425</u>	<u>12,073,425</u>
<u>54,698,039</u>	<u>5,531,656</u>	<u>49,154,526</u>	<u>18,026,652</u>	<u>67,181,178</u>
<u>\$ 54,698,039</u>	<u>\$ 5,531,656</u>	<u>\$ 49,154,526</u>	<u>\$ 18,026,652</u>	<u>\$ 67,181,178</u>

SAN PATRICIO COUNTY, TEXAS

DEBT SERVICE

BUDGET REQUIREMENTS FOR 2021

<u>PERMANENT IMPROVEMENTS DEBT (COUNTY)</u>	<u>PRINCIPAL</u>	<u>INTEREST</u>	<u>OTHER EXPENSES</u>	<u>TOTALS</u>
GENERAL OBLIGATION REFUNDING BONDS, 2015	580,000	568,800	1,000	1,149,800
TAX AND REVENUE CERTIFICATES OF OBLIGATION, 2016	370,000	281,300	1,000	652,300
STATE INFRASTRUCTURE BANK LOAN	421,744	292,480	0	714,224
TAX AND REVENUE CERTIFICATES OF OBLIGATION, 2017	355,000	314,325	1,000	670,325
TAX AND REVENUE CERTIFICATES OF OBLIGATION, 2019	<u>325,000</u>	<u>311,875</u>	<u>1,000</u>	<u>637,875</u>
<u>TOTAL PERMANENT IMPROVEMENTS DEBT (COUNTY)</u>	<u>2,051,744</u>	<u>1,768,780</u>	<u>4,000</u>	<u>3,824,524</u>
GRAND TOTAL - ALL DEBT	\$ <u><u>2,051,744</u></u>	\$ <u><u>1,768,780</u></u>	\$ <u><u>4,000</u></u>	\$ <u><u>3,824,524</u></u>

**SAN PATRICIO COUNTY, TEXAS
PERMANENT IMPROVEMENT I & S
BUDGET 2021**

	2019 <u>ACTUAL</u>	2020 <u>ESTIMATE</u>	2021 <u>BUDGET</u>
Beginning Balance	\$ 363,126	\$ 429,492	\$ 451,896
Revenues	3,457,455	3,838,163	3,690,966
Transfers In	<u>0</u>	<u>0</u>	<u>0</u>
Total Revenues and Transfers In	<u>3,457,455</u>	<u>3,838,163</u>	<u>3,690,966</u>
Available Resources	<u>3,820,581</u>	<u>4,267,655</u>	<u>4,142,862</u>
Expenditures	3,391,089	3,815,759	3,824,524
Transfers Out	<u>0</u>	<u>0</u>	<u>0</u>
Total Expenditures and Transfer Out	<u>3,391,089</u>	<u>3,815,759</u>	<u>3,824,524</u>
Ending Balance	<u>\$ 429,492</u>	<u>\$ 451,896</u>	<u>\$ 318,338</u>

**SAN PATRICIO COUNTY, TEXAS
PERMANENT IMPROVEMENT I & S
BUDGET 2021**

	2019 <u>ACTUAL</u>	2020 <u>ESTIMATE</u>	2021 <u>BUDGET</u>
700 Revenues			
310-110 Ad Valorem - Current	\$ 3,297,327	\$ 3,769,256	\$ 3,630,966
310-120 Ad Valorem - Delinquent	50,784	53,834	50,000
General Property Taxes	<u>3,348,111</u>	<u>3,823,090</u>	<u>3,680,966</u>
360-101 Interest Earnings	30,427	15,073	10,000
370-401 Refunds, Sundry	78,917	0	0
Other Revenue	<u>109,344</u>	<u>15,073</u>	<u>10,000</u>
Total Revenues	<u>\$ 3,457,455</u>	<u>\$ 3,838,163</u>	<u>\$ 3,690,966</u>
800 Debt Service			
801 Principal	\$ 1,724,160	\$ 1,910,623	\$ 2,051,744
802 Interest	1,665,729	1,903,936	1,768,780
803 Other Expenses	1,200	1,200	4,000
Debt Service	<u>3,391,089</u>	<u>3,815,759</u>	<u>3,824,524</u>
PERMANENT IMPROVEMENT I & S	<u>\$ 3,391,089</u>	<u>\$ 3,815,759</u>	<u>\$ 3,824,524</u>